



# WOMEN'S BASKETBALL

2018-19 GAME NOTES

## RACHEL VOGEL

Assistant Director of Athletic Communications

David S. Mack Sports and Exhibition Complex

245 Hofstra University, Hempstead NY, 11549

O: 516.463.6759 | C: 908.616.0560

rachel.vogel@hofstra.edu | www.GoHofstra.com

## SCHEDULE/RESULTS

OVERALL: 6-6 • CAA: 0-0

### NOVEMBER

Tue. 6	IONA	W, 74-49
Fri. 9	COLUMBIA	L, 63-65
Tue. 13	at Stony Brook	L, 49-77
Sat. 17	at St. Bonaventure	W, 67-59
Fri. 23	vs. Wright State %	L, 64-93
Sat. 24	vs. Marist %	L, 57-71
Sun. 25	vs. Stetson %	W, 53-50
Thurs. 29	SACRED HEART	L, 64-70

### DECEMBER

Wed. 5	at Holy Cross	L, 66-72 (OT)
Sun. 9	at UMBC	W, 45-42
Fri. 21	at Siena	W, 57-55
Sat. 29	WILMINGTON (DEL.) #	W, 77-56

### JANUARY

Fri. 4	WILLIAM & MARY *	7:00 pm
Sun. 6	ELON *	1:00 pm
Fri. 11	at James Madison *	7:00 pm
Sun. 13	at Towson *	2:00 pm
Fri. 18	DELAWARE *	11:30 pm
Sun. 20	DREXEL *	2:00 pm
Sun. 27	NORTHEASTERN *	2:00 pm

### FEBRUARY

Fri. 1	at UNC Wilmington *	7:00 pm
Sun. 3	at Charleston *	2:00 pm
Fri. 8	TOWSON *	7:00 pm
Sun. 10	JAMES MADISON *	2:00 pm
Fri. 15	at Drexel *	7:00 pm
Sun. 17	at Delaware *	2:00 pm
Sun. 24	at Northeastern *	2:00 pm

### MARCH

Fri. 1	CHARLESTON *	7:00 pm
Sun. 3	UNC WILMINGTON *	1:00 pm
Thurs. 7	at Elon *	7:00 pm
Sat. 9	at William & Mary *	2:00 pm
Wed. 13	CAA First Round	TBA
Thurs. 14	CAA Quarterfinals	TBA
Fri. 15	CAA Semifinals	TBA
Sat. 16	CAA Finals	TBA

# Exhibition Game

% Challenge in Music City (Nashville, Tenn.)

\* Colonial Athletic Association (CAA) Game

Home games in **BOLD CAPS** played at David S. Mack Complex

Neutral site games in *Italics*



## AT A GLANCE

Opening Tip.....	7:00 pm
Location.....	Hempstead, N.Y.
Venue.....	David S. Mack Sports & Exhibition Complex
Capacity.....	4,712
Live Video.....	Pride Productions
Live Audio.....	Pride Productions
Live Stats.....	HofstraStats.com
All-Time Series.....	29-11-1
Active Streak.....	L1
First Meeting.....	1938-39 Season, Tie (14-14)
Last Meeting.....	1/28/18 (William & Mary, 63-53)
Kilburn-Steveskey vs. William & Mary.....	19-6



HOFSTRA (6-6, 0-0 CAA)  
**PRIDE**



WILLIAM & MARY (7-4, 0-0 CAA)  
**TRIBE**

## PROJECTED HOFSTRA STARTERS

1

### E'LEXUS DAVIS

JR • 5-7 • G  
HYATTSVILLE, MD.

PPG	RPG	APG	MIN
3.3	2.1	2.0	20.8



### NOTES:

- Dropped a career-high 19 points at Sacred Heart on November 30, 2017 (8-of-14 FG)
- Dished out a career-high nine assists vs. UMBC last season (11/12/17)
- Scored a team-high 16 points in CAA Playoff game vs. Charleston

34

### BOOGIE BROZOSKI

SR • 5-6 • G  
CAMBRIA HEIGHTS, N.Y.

PPG	RPG	APG	MIN
14.8	4.1	3.5	34.6



### NOTES:

- Has at least 10 points in all 12 games this season
- Netted a season-high 22 points against Wright State and against Holy Cross
- Currently tied for 7th in the CAA in assists per game
- Scored a career-high 29 points at Towson on Feb. 9, 2017

10

### ANA HERNANDEZ GIL

JR • 5-8 • G  
CANARY ISLANDS, SPAIN

PPG	RPG	APG	MIN
9.6	2.6	1.8	28.1



### NOTES:

- Scored a career high 24 points vs. Holy Cross (12/5/18)
- Drained a career-high eight three-pointers vs. Holy Cross, just one away from a tying a Hofstra program record and ties for eighth all-time in a single game in CAA history
- Has a team-best 30 three pointers this season (30-of-99)

24

### SICA CUZIC

SR • 5-10 • G  
GALATI, ROMANIA

PPG	RPG	APG	MIN
11.9	7.7	1.6	30.9



### NOTES:

- Dropped a career-high 27 points at St. Bonaventure (20 in first half alone)
- Has a double double in a team-high/conference-high four games this season (Columbia/St. Bonaventure/Sacred Heart/Wilmington (Del.))
- Set a career-high 16 rebounds vs. Wilmington (Del.)

53

### MARIANNE KALIN

JR • 6-1 • F  
LAPPEENRANTA, FINLAND

PPG	RPG	APG	MIN
7.7	5.2	1.5	23.8



### NOTES:

- Shooting 47 percent on the season (40-of-86) which is seventh in the CAA
- Is second on the team in rebounds with 5.2 per game (pulled down career high vs. UMBC with 14)
- Recorded first career double-double with 25 points and 11 rebounds at Iona on Dec. 7, 2017

## KEY RESERVES

2

### JAKAYLA BROWN


FR • 5-10 • G  
LAPLATA, MD.  
2.8 PPG  
1.7 RPG



5

### PETJA KRUPENKO

JR • 5-8 • G  
LJUBLJANA, SLOVENIA  
2.2 PPG  
0.5 RPG



11

### JAYLEN HINES

SO • 5-10 • F  
CLINTON, MD.  
3.9 PPG  
4.7 RPG



54

### SANDRA KARSTEN

JR • 5-9 • G  
HELSINKI, FINLAND  
1.8 PPG  
1.1 RPG



# GAME 13: HOFSTRA vs. WILLIAM & MARY

## 2018-19 HOFSTRA PRIDE WOMEN'S BASKETBALL ROSTER

#	Name	Pos.	Cl.	Ht.	Hometown / High School / Last School	Pronunciation Guide
00	Caria Reynolds	F	Fr.	5-11	Stone Mountain, Ga. / Greater Atlanta Christian	CARR-ee-uh
1	E'Lexus Davis	G	Jr.	5-7	Hyattsville, Md. / National Christian Academy	ee-LEX-us
2	JaKayla Brown	G	Fr.	5-10	LaPlata, Md. / St. Mary's Ryken	
4	Shawn Mills	G/F	Fr.	5-9	Sterling, Va. / Bishop O'Connell	
5	Petja Krupenko	G	Jr.	5-8	Ljubljana, Slovenia / Gimnazija Beograd	PET-yuh kroo-PENK-oh
10	Ana Hernandez Gil	G	Jr.	5-8	Las Palmas de Gran Canaria, Canary Islands / San Antonio Maria Claret	AH-nuh her-NAN-dez heel
11	Jaylen Hines	F	So.	5-10	Clinton, Md. / Elizabeth Seton	JAY-lin
12	Mie Hoff	F	So.	6-0	Bergen, Norway / Stend Videreående Skole	MEE-uh
21	Mikiyah Croskey	F	Jr.	6-1	Bowie, Md. / National Christian Academy	muh-KY-uh CROSS-key
23	Vanerlie Valcourt	G	Fr.	5-10	Queens, N.Y. / The Mary Louis Academy	VAL VAL-court
24	Sica Cuzic	G	Sr.	5-10	Galati, Romania / Trinity International / Salt Lake City CC	SEE-kuh COO-zick
22	Bri Crutchfield	G/F	Fr.	6-0	Frederick, Md. / Middletown	
34	Boogie Brozski	G	Sr.	5-6	Cambria Heights, N.Y. / Long Island Lutheran / Michigan	bro-ZAH-skee
53	Marianne Kalin	F	Jr.	6-1	Lappeenranta, Finland / Catz Lappeenranta	mair-EE-ann KAH-lin
54	Sandra Karsten	G	Jr.	5-9	Helsinki, Finland / Helmi Capitals	SAHN-druh KARS-tin

**Head Coach:** Krista Kilburn-Steveskey (NC State '90) - 13th Season

stuh-VESS-key

**Associate Head Coach:** Faisal Khan (UMBC '99) - Seventh Season

FASS-uil CONN

**Assistant Coach:** Messiah Reames (Cabrini '05) - First Season

reems

**Assistant Coach:** Darius Faulk (Hofstra '16) - Second Season

**Director of Women's Basketball Operations:** Skylar Collins (Texas A&M '11) - First Season

**Assistant Strength and Conditioning Coach:** Ashley Christy (Georgia State '15) - Third Season

**Assistant Athletic Trainer:** Robert DiMonda (Ithaca '07) - 11th Season



**CARIA REYNOLDS**

**00** Freshman Forward



**E'LEXUS DAVIS**

**1** Junior Guard




**JaKAYLA BROWN**

**2** Freshman Guard



**SHAWN MILLS**

**4** Freshman Guard/Forward



**PETJA KRUPENKO**

**5** Junior Guard



**ANA HERNANDEZ GIL**

**10** Junior Guard



**JAYLEN HINES**

**11** Sophomore Forward



**MIE HOFF**

**12** Sophomore Forward



**MIKIYAH CROSKEY**

**21** Junior Forward



**VANERLIE VALCOURT**

**23** Freshman Guard



**SICA CUZIC**

**24** Senior Guard



**BRI CRUTCHFIELD**

**33** Freshman Guard/Forward




**BOOGIE BROZOSKI**

**34** Senior Guard



**MARIANNE KALIN**

**53** Junior Forward



**SANDRA KARSTEN**

**54** Junior Guard



**KRISTA KILBURN-STEVESKEY**

**HC** 13th Season





VS



## TALE OF THE TAPE

6-6	OVERALL RECORD	7-4
W3	CURRENT STREAK	W2
61.3	SCORING OFFENSE	63.9
62.8	SCORING DEFENSE	60.0
-1.5	SCORING MARGIN	-3.9
.390	FG % OFFENSE	.412
.420	FG% DEFENSE	.388
.292	3FG% OFFENSE	.335
.259	3FG% DEFENSE	.276
5.8	3FG MADE/GAME	6.8
.610	FREE THROW %	.727
34.4	REBOUND AVERAGE	33.9
36.9	OPP. REBOUND AVG.	35.2
-2.5	REBOUND MARGIN	-1.3
15.6	TURNOVER AVERAGE	17.7
+1.2	TURNOVER MARGIN	1.8
13.8	ASSISTS PER GAME	15.7
7.3	STEALS AVERAGE	8.9
2.0	BLOCKS AVERAGE	3.4

## STATISTICAL LEADERS

### SCORING

HOFSTRA	WILLIAM & MARY
Brozoski..... 14.8	Boggs ..... 16.1
Cuzic..... 11.9	Birdsong ..... 11.0
Hernandez Gil ..... 9.6	Reynolds..... 10.7

### REBOUNDING

HOFSTRA	WILLIAM & MARY
Cuzic..... 7.7	Boggs ..... 6.7
Kalin..... 5.2	Reynolds..... 6.6

### ASSISTS

HOFSTRA	WILLIAM & MARY
Brozoski..... 42	Boggs ..... 45
Davis/Hernandez Gil.. 22	Hodgson..... 37

### STEALS

HOFSTRA	WILLIAM & MARY
Cuzic..... 17	Boggs ..... 30
Brozoski..... 14	Hodgson..... 16

### BLOCKS

HOFSTRA	WILLIAM & MARY
Croskey..... 9	Boggs ..... 10
Kalin..... 6	Reynolds/Krause ..... 7

### THE FIRST LOOK

Hofstra (6-6 overall) and William & Mary (7-4) will each open up non-conference action on January 4 at the David S. Mack Sports and Exhibition Complex. Most recently, Hofstra played its first home game in 30 days against Wilmington (Del.) and extended its win streak to three with a 77-56 win over the Wildcats. The Pride posted season-highs in numerous categories including points scored (77), field goals made (32), rebounds (46), assists (23) and blocks (6). On the defensive end, Hofstra limited Wilmington (Del.) to just .28 percent shooting, a season-low and allowed just two three-pointers. William & Mary, one of Hofstra's oldest opponents, is entering the match up on a two-game win streak, most recently defeating Norfolk State, 55-44 and George Washington, 73-59. Against George Washington, senior Bianca Boggs grabbed her fourth career double double with 26 points and 10 rebounds in the wire to wire victory over the defending A-10 Champions.

### LAST TIME THEY MET

Last year, Hofstra and William & Mary played both ends of the series within just seven days of each other, where the Pride split games with the Tribe last season. On Friday, January 26, Hofstra won at home, 65-54 and later dropped a 10-point contest on the road, 63-53. In the later contest, 45 of Hofstra's 53 points came from returning players, led by Boogie Brozoski and E'Lexus Davis who net 16 and 11 points, respectively. Bianca Boggs was the leading scorer for the Tribe, as she net a game-high 24 points on 10-of-19 shooting from the floor including a 4-of-7 mark behind the arc.

### HOFSTRA'S LAST TIME OUT

The Pride led wire-to-wire for the second-straight game and third time this season against Wilmington (Del.) In the contest, senior guard Sica Cuzic recorded 14 points and a career-high 16 rebounds for her conference-high fourth double

double of the season to lead four Pride players in double figures. Hofstra also got 14 points from junior guard Ana Hernandez Gil, 13 points from Brozoski and a career-high 10 points from freshman Vanerlie Valcourt.

The Pride shot 49 percent from the field (32-of-66) and set season-highs in rebounds, assists, blocked shots and tied its season high of 12 steals. The contest was decided early as the Pride produced its best offensive quarter of the season, racing to a 27-8 lead after one quarter. Hofstra shot 48 percent (10-of-21) from the field in the first quarter, including 4-of-7 from behind the three-point line while the Wildcats hit just three of 20 shots.

### INSIDE THE SERIES

- Hofstra and Wilmington (Del.) meet for the 42nd time in program history
- Hofstra leads the all-time series, 29-11-1 (.512)
- The first meeting between the two teams came in just the second season of Hofstra women's basketball's existence, when the two teams tied, 14-14 in the 1938-39 season.
- William & Mary defeated Hofstra, 63-53 the last time that the teams met
- The teams have split the series the last two seasons. The last time that Hofstra swept the series over the Tribe was in the 2015-16 season
- Krista Kilburn-Steveskey is 19-6 (.760) against the Tribe

### A WIN OVER WILLIAM & MARY WOULD...

- improve Hofstra's overall record to 7-6, moving the team back into the win column for the first time since the season opener
- extend Hofstra's win streak to four games, matching the longest since the 2015-16 season when the Pride when on a five-game win streak that lasted January 10 to January 24.



# GAME 13: HOFSTRA vs. WILLIAM & MARY

- be the 209th career win for Kilburn-Steveskey
- be the 30th victory over the Tribe in Hofstra women's basketball history
- be the 710th known victory in the history of Hofstra women's basketball and 466th at the NCAA Division I level

## SCOUTING THE PRIDE

Heading in to its first Colonial Athletic Association game of the season, the Pride will continue to rely on its upperclassmen leadership, as the junior and senior academic classes have combined for 85 percent of Hofstra's scoring this season. Particularly, Hofstra will lean on the senior class including guards Boogie Brozowski and Sica Cuzic, who average 15.0 and 11.7 points per game, respectively, which is 44 of the Pride's overall scoring. Currently, Brozowski is tied for seventh in the CAA in scoring, while Cuzic is 11th. In addition, Cuzic is third in the CAA in rebounding with 7.7 boards per game and also registered a league-high four double doubles. In addition, Brozowski is tied for seventh in the conference in assists with 3.5 per contest.

Behind the arc, Hofstra will look for junior guard Ana Hernandez Gil who has jumped in to the top-25 in the league in scoring. She has been a threat from deep all season long with an average of 9.6 points per game which is third on the team. Earlier this season, Hernandez Gil dropped a career-high 24 points against Holy Cross, with all 24 of those points coming from three pointers. Marianne Kalin (7.7 ppg) is the fourth-leading scorer for Hofstra, as she is shooting 47 percent (40-of-86) from the field on the season which is good for seventh in the conference.

As a team, Hofstra has kept its turnovers to a minimum throughout the season, as the Pride is third in the conference in turnovers per game with 15.6, just 2.3 less than the CAA leader, Drexel (13.3) and 0.3 behind James Madison who is second. That being said, Hofstra is fourth in assist to turnover ratio, having dished out 13.8 assists per game to 15.6 turnovers per game for an assist to turnover ratio of 0.9.

Hofstra is led by head coach Krista Kilburn-Steveskey in her 13th season. She has averaged nearly 17 wins per season since arriving on campus in 2006 while posting seven winning seasons and leading the Pride to five appearances in the Women's National Invitation Tournament (WNIT) including two consecutive appearances in 2014-15 and 2015-16. In addition, Kilburn-Steveskey is the winningest coach in Pride history, capturing her 200th win last season against Charleston.

## SCOUTING THE TRIBE

The Tribe should match up well against Hofstra, as the visitors enter the contest ranked seventh in the CAA with 63.9 points per game to Hofstra's 61.3 points which is eighth. William & Mary has found strength when pasting the ball this season, as the Tribe is ranked first in the CAA in assists per game with 15.7.

The Pride will be tasked with stopping senior Bianca Boggs, who just became the third Tribe player to claim a weekly CAA award. She recently notched her second double double of the season with a season-high 26 points and 10 rebounds as well as adding three blocks, three assists, and two steals. In addition, Boggs leads the tribe in points, rebounds, blocks, steals and assists per game. In addition, Harper Birdsong and Victoria Reynolds also average double figures, as Birdsong scores 11.0 points per contest and Reynolds adds 10.7.

William & Mary is led by head coach Ed Swanson, who is in his sixth season with the Green and Gold. Prior to coming to Williamsburg, he spent 23 years transforming Sacred Heart University from a Division II program into one of the top teams in the Northeast Conference. He owns a career record of 464-327 (.587) has been to the NCAA tournament three times, and is a five-time Conference Coach of the Year.

## UP NEXT

Hofstra will continue its home stretch against Elon on Sunday, January 6. Tip off at the Mack Complex is set for 1:00 pm.

## WEEKLY NODS

For the first time this season, the CAA selected Boogie Brozowski as the league's Player of the Week for the week ending December 23. Brozowski was acknowledged for her performance against Siena when she netted 20 points (8-of-14 FG) to go along with three assists and three rebounds.

## CAA PRESEASON POLL

Hofstra Women's Basketball was predicted to finish ninth in the CAA in the league's pre-season poll as voted on by the conference's 10 head coaches. The Pride finished 5-13 in the conference last season.

- 1) James Madison - 79 (7)
- 2) Drexel - 71 (2)
- T3) Elon - 61 (1)
- T3) Delaware - 61
- 5) Northeastern - 52
- 6) William & Mary - 37
- 7) UNCW - 31
- 8) Towson - 26
- 9) Hofstra - 22
- 10) Charleston - 10

## HOFSTRA'S RECORD WHEN...

Overall .....	6-6
Home .....	2-2
Away .....	3-2
Neutral .....	1-2

### BY MONTH

November .....	3-5
December .....	3-1
January .....	0-0
February .....	0-0
March .....	0-0

### CONFERENCES

vs. A10 .....	1-0
vs. America East .....	1-1
vs. ASUN .....	1-0
vs. CAA .....	0-0
vs. Horizon League .....	0-1
vs. Ivy League .....	0-1
vs. MAAC .....	2-1
vs. NEC .....	0-1
vs. Patriot League .....	0-1

### BY DAYS OF THE WEEK

Monday .....	0-0
Tuesday .....	1-1
Wednesday .....	0-1
Thursday .....	0-1
Friday .....	1-2
Saturday .....	2-1
Sunday .....	2-0

### CLOSE GAMES

Hofstra leads with 5:00 left in game .....	6-1
Hofstra trails with 5:00 left in game .....	0-4
Tied with 5:00 left to play .....	0-1
Decided by five points or less .....	2-1
Decided by 6-10 points .....	2-2
Games decided by 11-plus points .....	2-3
Overtime .....	0-1

### OFFENSIVE OUTPUT

Hofstra scores less than 50 pts .....	1-1
Hofstra scores 50-59 pts .....	2-1
Hofstra scores 60-69 pts .....	1-4
Hofstra scores 70-79 pts .....	2-0
Hofstra scores 80 or more pts .....	0-0
Brozowski finishes in double figures .....	6-6
Cuzic finishes in double figures .....	3-4
Davis finishes in double figures .....	0-0
Kalin finishes in double figures .....	1-2
Hernandez Gil finishes in double figures .....	3-4
Brown finishes in double figures .....	1-0

### DEFENSIVE OUTPUT

Opponent scores less than 50 pts .....	2-0
Opponent scores 50-59 pts .....	4-0
Opponent scores 60-69 pts .....	0-1
Opponent scores 70-79 pts .....	1-3
Opponent scores 80 or more pts .....	0-1

### HOFSTRA FROM THE FIELD

Hofstra shoots below 30% .....	1-1
Hofstra shoots 30-40% .....	1-3
Hofstra shoots 40-50% .....	3-2
Hofstra shoots above 50% .....	1-0
Hofstra shoots higher % than opp .....	3-0
Hofstra shoots lower % than opp .....	3-6
Hofstra shoots same % as opp .....	0-0

### REBOUNDING

Outrebounded opponent .....	4-2
Outrebounded by opponent .....	2-4
Rebounds are equal .....	0-0

### MISCELLANEOUS

Leading at halftime .....	5-1
Trailing at halftime .....	0-5
Tied at halftime .....	1-0
Has two players or less in double figures .....	4-3
Has three players in double figures .....	0-3
Has four players in double figures .....	1-0
Has five players in double figures .....	1-0
Commit same or less TO than opp .....	3-3
Commit more TO than opp .....	3-3
Games following a win .....	2-3
Games following a loss .....	3-3
Makes more or same 3FGs than opp .....	5-2
Makes less 3FGs than opp .....	1-4
Makes more or same FTs than opp .....	3-3
Makes fewer FTs than opp .....	3-3



# GAME 13: HOFSTRA vs. WILLIAM & MARY

## PRIDE BY THE NUMBERS

10+ POINT GAMES	18-19	CAA	CAREER
Brozoski	12	--	32
Brown	1	--	1
Cuzic	7	--	8
Davis	--	--	10
Hernandez Gil	7	--	12
Hines	1	--	1
Kalin	3	--	17
Karsten	--	--	3
Valcourt	1	--	1
20+ POINT GAMES	18-19	CAA	CAREER
Brozoski	3	--	3
Cuzic	2	--	2
Davis	--	--	--
Hernandez Gil	1	--	1
Kalin	--	--	1
10+ REB GAMES	18-19	CAA	CAREER
Croskey	--	--	1
Cuzic	4	--	4
Davis	--	--	--
Hoff	--	--	1
Kalin	1	--	4
5+ ASSIST GAMES	18-19	CAA	CAREER
Brozoski	3	--	10
Davis	1	--	7
Hernandez Gil	2	--	2
Kalin	--	--	1
Karsten	--	--	1
Krupenko	1	--	1
10+ ASSIST GAMES	18-19	CAA	CAREER
Brozoski	--	--	1
5+ BLOCK GAMES	18-19	CAA	CAREER
Croskey	--	--	1
Kalin	--	--	2
5+ STEAL GAMES	18-19	CAA	CAREER
Karsten	--	--	1
DOUBLE-DOUBLE	18-19	CAA	CAREER
Brozoski	--	--	1
Croskey	--	--	1
Cuzic	4	--	4
Kalin	--	--	2
POINTS LEADER	18-19	CAA	CAREER
Brozoski	5	--	9
Cuzic	5	--	5
Davis	--	--	1
Hernandez Gil	3	--	5
Kalin	--	--	3
REBOUNDS LEADER	18-19	CAA	CAREER
Brozoski	3	--	3
Cuzic	7	--	7
Hines	2	--	2
Kalin	2	--	10
Karsten	--	--	1
GAMES STARTED	18-19	CAREER	CONSECUTIVE
Brozoski	12	32	24
Brown	1	1	--
Croskey	--	10	--
Cuzic	12	12	12
Davis	11	30	6
Hines	4	4	--
Hernandez Gil	9	9	9
Kalin	12	46	38

### PRESEASON ALL-CAA

Senior Boogie Brozoski was named to the Preseason All-CAA team after averaging 13.0 points per game, 3.6 rebounds per game and 3.9 assists per game in just 20 games played last season.

### INTERNATIONAL FLAVOR

This year's Hofstra women's basketball team has six nationalities represented, as six total student athletes come to Hempstead from overseas. The junior class has the most international student-athletes, including Ana Hernandez Gil from the Canary Islands, Petja Krupenko from Slovenia, and Marianne Kalin and Sandra Karsten who are both from Finland. Sica Cuzic is the only international senior hailing from Romania, and Mia Hoff is from Norway. The freshman class does not have any international players.

### THAT WAS A CLOSE ONE

Last year, 13 of the Pride's games saw a margin of six points or fewer at halftime, with four being a differential of just one point at the break. Hofstra went on to win seven of those games, with four of the victories coming by six points or fewer. In addition, nine of Hofstra's 19 losses were dropped by a margin of 10 points or less.

In 2018-19, the Pride has played in three games that were decided by five points or less, including the following:

- Columbia def. Hofstra, 65-63 (Nov. 9)
- Hofstra def. Stetson, 53-50 (Nov. 25)
- Hofstra def. UMBC (45-42) (Dec. 9)

### SHARING IS CARING

Hofstra is 2-0 this season when handing out at least 20 assists (Iona and Wilmington (Del.)).

During the past three seasons, Hofstra is 9-1 when tallying at least 20 assists. The only game Hofstra lost with 20+ assists was a 97-85 defeat against Sacramento State. In addition, this year, the Pride is 5-2 when tallying 15 assists or more.

Additionally, Hofstra made 11 field goals in the first half against Stetson, with all 11 of those field goals being tagged with assist. Brozoski is Hofstra's leading helping hand with 42 assists on the season (3.5/game). In the season opener vs. Iona, she dished out eight assists, and was two away from that against Stetson on 11/25. She has at least two assists in all but one game this season. As of late, Hernandez Gil has been a helping hand, setting a career-high of six assists against Siena before matching that total a game later against Wilmington (Del.) She is now tied for second on the team in total assists (22) with E'Lexus Davis.

### STRIVE FOR FIVE

Hofstra saw five players notch double figure scoring against Iona in the season opener. Last season, the Pride had five players finish in double figures only one time in an 83-72 win over Towson, with those 83 points checking in as a season-high for Hofstra.

### THOU SHALL NOT STEAL

Hofstra has taken care of the ball very well this season, as opponents have only tallied 69 steals on the Pride through 12 games, an average of 5.6 opponent steals per game which is the best in the conference by 1.5 steals, while every other team in the CAA lets opponents take 7.1 (UNC Wilmington) steals or more per game. After UNC Wilmington, every other team in the conference allows 7.2 steals per game or more.

## TEAM STATISTICS

	All Games	Home	Away	Non-Conf.	Conf. Games	CAA Champ.
RECORD	6-6	2-2	4-4	6-6	--	--
SCORING	736	278	458	736	--	--
Points per game	61.3	69.5	57.2	61.3	--	--
Scoring margin	-1.5	+9.5	-7.0	-1.5	--	--
FIELD GOALS-ATT	274-703	108-248	166-455	274-703	--	--
Field goal pct	.390	.435	.365	.390	--	--
3 POINT FG-ATT	69-236	22-76	47-160	69-236	--	--
3-point FG pct	.292	.289	.294	.292	--	--
3-pt FG made per game	5.8	5.5	5.9	5.8	--	--
FREE THROWS-ATT	119-195	40-64	79-131	119-195	--	--
Free throw pct	.610	.625	.603	.610	--	--
REBOUNDS	413	153	260	413	--	--
Rebounds per game	34.4	38.2	32.5	34.4	--	--
Rebounding margin	-2.5	+8.8	-8.1	-2.5	--	--
ASSISTS	165	69	96	165	--	--
Assists per game	13.8	17.3	12.0	13.8	--	--
TURNOVERS	187	66	121	187	--	--
Turnovers per game	15.6	16.5	15.1	15.6	--	--
Turnover margin	+1.2	-1.0	+2.3	+1.2	--	--
Assist/turnover ratio	0.9	1.0	0.8	0.9	--	--
STEALS	88	29	59	88	--	--
Steals per game	7.3	7.3	7.4	7.3	--	--
BLOCKS	24	8	16	24	--	--
Blocks per game	2.0	2.0	2.0	2.0	--	--



CAA

COLONIAL ATHLETIC ASSOCIATION

STANDINGS

As of January 2, 2019

	CAA			OVERALL		
	W	L	PCT	W	L	PCT
Northeastern	0	0	.000	10	1	.909
James Madison	0	0	.000	8	3	.727
Drexel	0	0	.000	8	3	.727
UNC Wilmington	0	0	.000	7	4	.636
William & Mary	0	0	.000	7	4	.636
Towson	0	0	.000	6	5	.545
<b>Hofstra</b>	<b>0</b>	<b>0</b>	<b>.000</b>	<b>6</b>	<b>6</b>	<b>.500</b>
Elon	0	0	.000	5	6	.455
Delaware	0	0	.000	5	7	.417
Charleston	0	0	.000	4	7	.364

SCORING BREAKDOWN (HOFSTRA/OPPONENT)

Game	Pts in Paint	Pts off TOs	2nd ch. Pts.	1st Qtr.	2nd Qtr.	3rd Qtr.	4th Qtr.	OT	FT	FB	Starter	Bench
IONA	42/30	17/14	10/9	23/12	17/9	20/9	14/19	--/--	10/9	4/0	55/41	19/8
COLUMBIA	24/20	21/8	16/10	15/14	17/22	8/12	23/17	--/--	12/19	2/7	45/42	18/23
at Stony Brook	26/32	13/14	10/23	11/29	12/13	7/19	19/16	--/--	9/2	4/6	22/48	27/29
at St. Bonaventure	34/32	9/13	7/4	23/18	20/18	5/12	19/11	--/--	8/9	12/4	56/47	11/12
vs. Wright State	30/48	12/24	3/16	17/24	13/24	25/20	9/25	--/--	18/6	10/9	62/61	2/32
vs. Marist	24/40	16/12	6/16	13/16	14/19	13/24	17/12	--/--	7/6	8/6	44/54	13/17
vs. Stetson	16/30	14/15	9/5	15/14	19/9	7/10	12/17	--/--	14/5	2/2	42/40	11/10
SACRED HEART	32/32	10/17	11/7	14/14	26/21	12/19	12/16	--/--	12/17	2/11	57/58	7/12
at Holy Cross	22/40	18/15	13/13	17/24	14/10	15/19	16/9	4/10	3/13	4/8	64/70	2/2
at UMBC	18/18	14/9	5/6	10/8	12/14	5/12	18/8	--/--	10/5	7/4	28/35	17/7
at Siena	18/18	12/15	3/7	17/6	9/11	12/13	19/20	--/--	10/12	4/0	45/36	12/14
WILMINGTON (Del.)	40/22	12/9	12/5	27/8	24/10	13/13	13/25	--/--	6/22	14/4	51/51	26/5
WILLIAM & MARY*												
ELON*												
at James Madison*												
at Towson*												
DELAWARE*												
DREXEL*												
NORTHEASTERN*												
at UNC Wilmington*												
at Charleston*												
TOWSON*												
JAMES MADISON*												
at Drexel*												
at Delaware*												
at Northeastern*												
CHARLESTON*												
UNC WILMINGTON*												
at Elon*												
at William & Mary*												
TOTAL												

CLASS SCORING

	Fr.	So.	Jr.	Sr.
IONA	14	10	22	28
COLUMBIA	4	9	21	29
at Stony Brook	10	2	26	11
at St. Bonaventure	0	4	24	39
vs. Wright State	0	0	24	40
vs. Marist	3	6	32	16
vs. Stetson	8	0	19	26
SACRED HEART	5	2	26	31
at Holy Cross	0	0	33	33
at UMBC	8	4	18	15
at Siena	0	0	31	26
WILMINGTON (Del.)	12	6	32	27
WILLIAM & MARY*				
ELON*				
at James Madison*				
at Towson*				
DELAWARE*				
DREXEL*				
NORTHEASTERN*				
at UNC Wilmington*				
at Charleston*				
TOWSON*				
JAMES MADISON*				
at Drexel*				
at Delaware*				
at Northeastern*				
CHARLESTON*				
UNC WILMINGTON*				
at Elon*				
at William & Mary*				
TOTAL	64	43	308	321



GAME 13:
 HOFSTRA
 vs.
 WILLIAM & MARY

GAME-BY-GAME STARTERS

Game	1	2	3	4	5
IONA	Davis	Brozoski	Cuzic	Hines	Kalin
COLUMBIA	Davis	Brozoski	Cuzic	Hines	Kalin
at Stony Brook	Brown	Brozoski	Cuzic	Hines	Kalin
at St. Bonaventure	Davis	Brozoski	Hernandez Gil	Cuzic	Kalin
vs. Wright State	Davis	Brozoski	Hernandez Gil	Cuzic	Kalin
vs. Marist	Brozoski	Karsten	Hernandez Gil	Cuzic	Kalin
vs. Stetson	Davis	Brozoski	Hernandez Gil	Cuzic	Kalin
SACRED HEART	Davis	Brozoski	Hernandez Gil	Cuzic	Kalin
at Holy Cross	Davis	Brozoski	Hernandez Gil	Cuzic	Kalin
at UMBC	Davis	Brozoski	Hernandez Gil	Cuzic	Kalin
at Siena	Davis	Brozoski	Hernandez Gil	Cuzic	Kalin
WILMINGTON (Del.)	Davis	Brozoski	Hernandez Gil	Cuzic	Kalin
WILLIAM & MARY*					
ELON*					
at James Madison*					
at Towson*					
DELAWARE*					
DREXEL*					
NORTHEASTERN*					
at UNC Wilmington*					
at Charleston*					
TOWSON*					
JAMES MADISON*					
at Drexel*					
at Delaware*					
at Northeastern*					
CHARLESTON*					
UNC WILMINGTON*					
at Elon*					
at William & Mary*					



PRIDE IN THE CAA

TEAM STATS

CATEGORY	RANK	STAT
SCORING OFFENSE	8	61.3
SCORING DEFENSE	5	62.8
SCORING MARGIN	7	-1.5
FG %	7	.390
FG % DEFENSE	8	.420
3-PT FG %	7	.292
3-PT FG MADE	5	5.8
3-PT FG % DEFENSE	3	.259
FT %	9	.610
ASSISTS/GAME	5	13.8
TURNOVER MARGIN	5	+1.2
A/TO RATIO	4	0.9
TOTAL REBOUNDING	9	34.4
OFFENSIVE REB.	8	10.8
DEFENSIVE REB.	9	23.6
REBOUNDING MARGIN	T8	-2.5
BLOCKED SHOTS/GAME	T7	2.0
STEALS/GAME	8	7.3

INDIVIDUAL STATS

PLAYER	RANK	STAT
<b>POINTS PER GAME</b>		
Boogie Brozoski	7	14.8
Sica Cuzic	11	11.9
Ana Hernandez Gil	25	9.6
<b>REBOUNDS PER GAME</b>		
Sica Cuzic	3	7.7
<b>ASSISTS PER GAME</b>		
Boogie Brozoski	T7	3.5
<b>BLOCKS PER GAME</b>		
Mikiyah Croskey	7	1.0
<b>STEALS PER GAME</b>		
--	--	--
<b>FIELD GOAL %</b>		
Marianne Kalin	7	.465 (40-86)
<b>3-POINT FG %</b>		
--	--	--
<b>3-POINT FG MADE</b>		
Ana Hernandez Gil	3	2.5
Boogie Brozoski	9	1.8
<b>FREE THROW %</b>		
Boogie Brozoski	2	.854 (35-41)
<b>ASSIST-TURNOVER RATIO</b>		
Boogie Brozoski	9	1.1

## 2018-19 TEAM HIGHS AND LOWS

		Hofstra	Opponent
Total Points	High	77 (vs. Wilmington (Del.), 12/29)	93 (Wright State, 11/23)
	Low	45 (at UMBC, 12/9)	42 (UMBC, 12/9)
Field Goals Made	High	32 (vs. Wilmington (Del.), 12/29)	40 (Wright State, 11/23)
	Low	16 (vs. Stetson, 11/25; at UMBC, 12/9)	16 (UMBC/Wilmington (Del.))
Field Goal Attempts	High	70 (vs. Columbia, 11/9)	78 (Wright State, 11/23)
	Low	45 (at Siena, 12/21)	47 (Stetson, 11/25)
Field Goal Percentage	High	.566 (vs. Iona, 11/6)	.518 (Marist, 11/24)
	Low	.273 (at Stony Brook, 11/13)	.281 (Wilmington (Del.), 12/29)
3 Pt. Field Goals Made	High	11 (vs. Holy Cross, 12/5)	9 (Stony Brook 11/13)
	Low	3 (at UMBC, 12/9)	2 (Iona 11/6; Wilmington (Del.), 12/29)
3 Pt. Field Goal Attempts	High	30 (vs. Holy Cross, 12/5)	22 (Siena, 12/21)
	Low	11 (vs. Iona, 11/6)	12 (Stetson, 11/25)
3 Pt. Field Goal Percentage	High	.417 (at Siena, 12/21)	.389 (Marist, 11/24)
	Low	.200 (at UMBC, 12/9)	.111 (Iona, 11/6)
Free Throws Made	High	18 (vs. Wright State, 11/23)	22 (Wilmington (Del.), 12/29)
	Low	3 (vs. Holy Cross, 12/5; at UMBC, 12/9)	2 (Stony Brook, 11/13)
Free Throw Attempts	High	22 (vs. Wright State, 11/23; at UMBC, 12/9)	31 (Columbia, 11/9)
	Low	10 (vs. Marist, 11/24)	6 (Stony Brook, 11/13; UMBC, 12/9)
Free Throw Percentage	High	.818 (at Stony Brook, 11/13, vs. Wright State, 11/23)	.833 (UMBC, 12/9)
	Low	.273 (vs. Holy Cross, 12/5)	.333 (Stony Brook, 11/13)
Rebounds	High	46 (vs. Wilmington (Del.), 12/29)	56 (Holy Cross, 12/5)
	Low	26 (vs. Marist, 11/24)	24 (Sacred Heart, 11/29)
Assists	High	23 (vs. Wilmington (Del.), 12/29)	20 (Stony Brook, 11/13)
	Low	10 (vs. Wright State, 11/23)	6 (Wilmington (Del.), 12/29)
Steals	High	12 (vs. Holy Cross/Wilmington (Del.))	10 (Holy Cross, 12/5)
	Low	2 (vs. Sacred Heart, 11/29)	3 (Columbia, 11/9; Stony Brook, 11/13)
Blocks	High	6 (vs. Wilmington (Del.), 12/29)	8 (Stetson, 11/25)
	Low	0 (vs. Columbia, 11/9)	0 (Three times)
Turnovers	High	20 (vs. Iona, 11/6)	23 (St. Bonaventure, 11/17)
	Low	9 (vs. Columbia, 11/9)	11 (Wright State, 11/23)
Fouls	High	25 (vs. Columbia, 11/9)	24 (Columbia, 11/9)
	Low	11 (vs. Stony Brook, 11/13)	10 (Marist, 11/24)

## 2018-19 HOFSTRA INDIVIDUAL HIGHS

Points ..... 27 (Cuzic at St. Bonaventure)  
 Field Goals Made ..... 10 (Cuzic at St. Bonaventure, vs. Wright State)  
 Field Goal Attempts.....23 (Brozoski at Holy Cross)  
 Field Goal Percentage (min. 5 made) .....1.000 (Brown - 5/5 vs. Iona)  
 3 pt. Field Goals Made ..... 8 (Hernandez Gil at Holy Cross)  
 3 pt. Field Goal Attempts..... 18 (Hernandez Gil at Holy Cross)  
 3 pt. Field Goal Percentage ..... .444 (Hernandez Gil twice)  
 Free Throws Made ..... 7 (Brozoski vs. Wright State, Cuzic vs. Sacred Heart)  
 Free Throw Attempts.....11 (Cuzic vs. Sacred Heart)  
 Free Throw Percentage..... 1.000 (Brozoski - 4/4 vs. Stony Brook, 6/6 vs. Stetson)

Offensive Rebounds ..... 7 (Kalin at UMBC)  
 Defensive Rebounds ..... 14 (Cuzic vs. Wilmington (Del.))  
 Total Rebounds..... 16 (Cuzic vs. Wilmington (Del.))  
 Assists .....8 (Brozoski vs. Iona)  
 Steals..... 3 (Four Players, five times) (Kalin, Cuzic, Valcourt (2), Hines)  
 Blocks..... 3 (Kalin/Croskey vs. Wilmington (Del.))  
 Turnovers.....9 (Brozoski at Holy Cross)



# GAME 13: HOFSTRA vs. WILLIAM & MARY

## The Last Time a Hofstra Student-Athlete...

Scored 20-24 points.....	Boogie Brozowski (20) at Siena, 12/21/18
Scored 25-29 points.....	Sica Cuzic, 27 points at St. Bonaventure, 11/17/18
Scored 30-34 points.....	30 by Kelly Loftus vs. James Madison, 2/6/15
Scored 35-39 points.....	36 by Shante Evans at William & Mary, 3/2/11
Scored 40 or more points.....	41 by Marguerite Moran vs. Bucknell, 2/9/89
Had 20 or more rebounds in a game.....	21 by Ashunae Durant vs. UNCW, 1/20/17
Had a double-double (Points/Rebounds).....	Sica Cuzic (14 points, 16 rebounds vs. Wilmington (Del.), 12/29/18
Had a double-double (Points/Assists).....	16/10 by Boogie Brozowski at Charleston, 1/5/18
Had a triple-double.....	21 points/10 rebounds/10 assists by Krystal Luciano at UNCW, 2/19/17
Had two players with double-doubles.....	23/12 by Ashunae Durant and 12/12 by Aleana Leon at Sacred Heart, 11/30/17
Had three players with double-doubles.....	Ashunae Durant (12 pts, 10 reb), Anjie White (14 pts, 10 ast.), Krystal Luciano (14 pts, 14 ast) vs. Northeastern, 1/6/15
Shot 100 percent from the field (min. five made).....	JaKayla Brown (5-of-5 vs Iona, 11/6/18)
Shot 100 percent from free throw line (min. five made).....	Boogie Brozowski (6-of-6 vs. Stetson, 11/25/18)
Had five assists exactly.....	Boogie Brozowski at Stony Brook, 11/13/18
Had six assists exactly.....	Ana Hernandez Gil vs. Wilmington (Del.), 12/29/18
Had seven assists exactly.....	by Krystal Luciano vs. Drexel, 2/26/17
Had eight assists exactly.....	Boogie Brozowski vs. Iona, 11/6/18)
Had nine assists exactly.....	Boogie Brozowski vs. Charleston, 1/14/18
Had ten assists exactly.....	Boogie Brozowski at Charleston, 1/5/18
Had more than 10 assists.....	11 by Krystal Luciano at Sacramento State, 11/25/16
Had five steals or more.....	5 by Krystal Luciano at Towson, 1/13/17
Had five blocks or more.....	5 by Mikiyah Croskey at Northeastern, 3/3/18

## The Last Time a Hofstra Team...

Scored 80-89 points.....	2017-18: 83 (83-72) vs. Towson, 2/18/18
Scored 90-94 points.....	2011-12: 94 (94-74) vs. Seton Hall, 12/1/11
Scored 95-99 points.....	2010-11: 96 (96-69) at Niagara, 12/9/10
Scored 100 points or more.....	2013-14: 101 (101-38) vs. Concordia (N.Y.), 12/2/13
Allowed an opponent to score 80-89 points.....	2017-18: 80 (55-80) at Elon, 2/25/18
Allowed an opponent to score 90-99 points.....	93 (93-64) vs. Wright State, 11/23/18
Allowed an opponent to score 100 points or more.....	2011-12: 101 (101-88) at Gonzaga, 11/11/11
Held an opponent to 50 points or fewer.....	Siena (W, 57-50), 12/21/18
Held an opponent to 40 points or fewer.....	2015-16: 38 (62-38) vs. UNCW, 2/19/16
Held an opponent to 30 points or fewer.....	1999-2000: 29 (72-29) at Boston University, 1/4/00
Was held to 50 points or fewer.....	45 points at UMBC (W 45-42), 12/9/18
Was held to 40 points or fewer.....	2017-18: 38 (38-47) at Drexel, 12/31/17
Was held to 30 points or fewer.....	2007-08: 30 (59-30) at Drexel, 1/6/08
Shot 50-59 percent from the field.....	.566 vs. Iona (30-53), 11/6/18
Had two players with 20 points or more.....	Ana Hernandez Gil (24), Boogie Brozowski (22) at Holy Cross, 12/5/18
Had three players with 20 points or more.....	22/20/20 by Shante Evans, Marie Malone & Nicole Capurso at Old Dominion, 1/15/12
Had five players score in double figures.....	Brozowski (18), Kalin (14), Brown (11), Hines (10), Cuzic (10) vs. Iona, 11/6/18
Had two players with 10 or more rebounds.....	12/10 by Marianne Kalin and Mikiyah Croskey vs. UNCW, 2/4/18
Had three players with 10 or more rebounds.....	13/11/11 by Vanessa Gidden, Lizanne Murphy and Lana Harshaw vs. Northeastern, 2/19/06
Shot 60-69 percent from the field.....	2009-10: 60% (30-for-50) at George Mason, 2/4/10
Shot 80-89 percent from the foul line.....	2016-17: 85.7% at UNCW, 2/19/17
Shot 90 percent or better from the foul line.....	2015-16: 12-for-12 at Charleston, 1/10/16
Shot 100 percent from the foul line.....	2017-18: 5-for-5 vs. Drexel, 1/21/18
Had at least a 20-point win.....	21 points, 77-56 vs. Wilmington (Del.), 12/29/18
Had at least a 30-point win.....	2015-16: 75-45 (30) vs. William & Mary, 1/17/16
Had at least a 40-point win.....	2015-16: 79-36 (43) vs. Buffalo, 12/3/15
Had at least a 50-point win.....	2013-14: 101-38 (63) vs. Concordia (N.Y.), 12/2/13
Had at least a 20-point loss.....	29 points (93-64 vs. Wright State), 11/23/18)
Had at least a 30-point loss.....	2016-17: 93-57 (36) at James Madison, 1/6/17
Had at least a 40-point loss.....	2009-10: 91-46 (45) at #1 Connecticut, 11/27/09
Won in overtime.....	2016-17: 72-67 vs. American, 12/10/16
Won in double overtime.....	2017-18: 86-81 at Sacred Heart, 11/30/17
Lost in overtime.....	72-66 vs. Holy Cross, 12/5/18
Lost in double overtime.....	1980-81: 87-80 vs. Springfield
Had a last-second win.....	2008-09: 57-55 vs. Towson, 1/15/09 (Connolly jumper in paint)
Had a last-second loss.....	2013-14: 62-60 at CCSU, 12/30/13 (Ferguson right-wing jump shot)
Had at least a five-game winning streak.....	2014-15: five games (February 8, 2015 – February 22, 2015)
Had at least a 10-game winning streak.....	2006-07: 10 games (November 17, 2006 – December 31, 2006)
Had at least a five-game losing streak.....	2017-18: seven games (January 21, 2018-February 16, 2018)
Had more than a 10-game losing streak.....	1998-99: 17 games (January 12, 1996 – March 3, 1996)
Earned a victory over a ranked opponent.....	2014-15: 63-62 at #23 James Madison, 2/22/15
Played a game against a ranked opponent.....	2015-16: 73-50 vs. #7 Oregon State, 11/27/15
Earned a postseason victory.....	2015-16: 65-57 over Virginia, 3/22/16 (WNIT)
Played a postseason game.....	2015-16: 61-46 loss at Florida Gulf Coast, 3/28/16 (WNIT)

\*\*\*BOLD DENOTES 2018-19 OCCURENCE\*\*\*



**KRISTA KILBURN-STEVESKEY**

**HEAD COACH**

**13<sup>TH</sup> Season**  
**NC State '90**

Krista Kilburn-Steveskey is entering her 13th season as Hofstra's head coach in 2018-19. She has averaged nearly 17 wins per season since arriving on campus in 2006 while posting seven winning seasons and leading the Pride to five appearances in the Women's National Invitation Tournament, including two consecutive appearances in 2014-15 and 2015-16. With a 202-176 career record, Kilburn-Steveskey is the winningest coach in Pride history.

Kilburn-Steveskey, who was named the 11th head women's basketball coach at Hofstra University on May 16, 2006, led the Pride to the WNIT in 2007, 2010, 2012, 2015 and 2016, with trips to the quarterfinals in 2007 and 2016 and a second round visit in 2010. She also steered Hofstra to a team Division I-record 26 victories in 2006-07. She signed a multi-year contract extension in October 2013.

Kilburn-Steveskey recorded her 200th career victory on January 14, 2018, with a 65-60 win over Charleston, becoming the first coach in Pride history to reach the milestone.

In 2016-2017, Kilburn-Steveskey led the Pride back to the Colonial Athletic Association quarterfinals, and helped forward Ashunae Durant earn All-CAA and All-Met Second-Team honors. Durant recorded her 1,000th career point, becoming the 12th player in program history to reach the milestone in three seasons or less

She has also coached the first Associated Press All-American in program history and has coached two CAA Rookies of the Year and six CAA All-Rookie Team members. Under her tutelage, Shante Evans earned four All-CAA

**KILBURN-STEVEVSKY ALL-TIME vs. CAA OPPONENTS**

Charleston.....	7-4
Delaware.....	6-20
Drexel.....	12-13
Elon.....	2-7
James Madison.....	3-19
Towson.....	15-9
Northeastern.....	14-12
UNC Wilmington.....	15-9
William & Mary.....	19-6

selections (including three first-team picks). In 2012-13, Candace Bond became the first Hofstra player to win the CAA's Defensive Player of the Year award under Kilburn-Steveskey. Ashunae Durant was the 2014-15 CAA Rookie of the Year as well as a Metropolitan Rookie of the Year and Full Court's Mid-Major Freshman of the Year.

Hofstra has also been successful off the court under Kilburn-Steveskey's watch, as 29 student-athletes have been named to the CAA All-Academic Team, including Anma Onyeuku in 2013-14. She and her teams have been highly active in charitable endeavors, supporting many local and national causes. Kilburn-Steveskey is active with the Interfaith Nutrition Network (The INN), a Long Island based food pantry. On a broader scope, Kilburn-Steveskey is a supporter of the WBCA's Think Pink campaign and also participates in the annual 4Kay Golf Classic in honor of her former North Carolina State Coach Kay Yow.

Kilburn-Steveskey is a 1990 graduate of North Carolina State University in Raleigh, North Carolina, where she was coached by the legendary Yow and served as team captain during her senior year. In her four years at NC State, the Wolfpack compiled an 83-37 record and advanced to the NCAA Sweet 16 in 1987, 1989 and 1990. The 1990 squad posted a 25-6 record, won the regular season ACC championship and was ranked 11th in the nation by the Associated Press. Following her senior season, Kilburn-Steveskey received the prestigious North Carolina State University Alumni Association Athlete of the Year Award.

Following her collegiate career at North Carolina State, Kilburn-Steveskey was a member of USA Basketball's Women's R. William Jones Cup squad that competed in Taipei, Taiwan, in the summer of 1990.

Kilburn-Steveskey, who holds a degree in speech communication from NC State, earned her Master of Education with a concentration in special education from the State University of West Georgia in Carrollton, Georgia, in 1996. A standout at Fayette County High School in Fayetteville, Georgia, Kilburn-Steveskey was inducted into the school's hall of fame in 1999.



**THE KILBURN-STEVESKEY FILE**

Hofstra Head Coach.....	2006-Present
Date Hired.....	May 16, 2006
Family.....	Husband: Chuck
Place of Birth.....	Fayetteville, Georgia
Date of Birth.....	June 28, 1968
Education:.....	B.A. Speech Communication

**KILBURN-STEVESKEY YEAR-BY-YEAR COACHING RECORDS**

2006-07.....	26-8 (WNIT Quarterfinals)
2007-08.....	5-25
2008-09.....	16-14
2009-10.....	20-14 (WNIT Second Round)
2010-11.....	19-12
2011-12.....	19-12 (WNIT First Round)
2012-13.....	14-17
2013-14.....	14-15
2014-15.....	20-13 (WNIT First Round)
2015-16.....	25-9 (WNIT Quarterfinals)
2016-17.....	13-18
2017-18.....	11-19
2018-19.....	6-6
<b>Overall Record .....</b>	<b>208-183 (.532)</b>





PLAYER CAREER/SEASON STATS



CARIA REYNOLDS

00

FORWARD

FRESHMAN | 5-11

STONE MOUNTAIN, GA. | GREATER ATLANTA CHRISTIAN

2018-19 SINGLE-GAME SEASON HIGHS


Points: N/A  
Rebounds: N/A  
Assists: N/A  
Steals: N/A  
Blocks: N/A  
FG made: N/A  
3FG made: N/A  
FT made: N/A

SINGLE-GAME CAREER HIGHS

Points: N/A  
Rebounds: N/A  
Assists: N/A  
Steals: N/A  
Blocks: N/A  
FG made: N/A  
3FG made: N/A  
FT made: N/A

CAREER STATISTICS

Year	GP	GS	Min	Avg	Total			3-Point			F-Throw			Rebounds				PF	FO	Ast	TO	Blk	Stl	Pts	Avg
					FG	FGA	Pct	FG	FGA	Pct	FT	FTA	Pct	Off	Def	Tot	Avg								
2018-19	1	0	2	2.0	0	1	.000	0	0	.000	0	0	.000	0	0	0	0.0	0	0	0	1	0	0	0	0.0
TOTAL	1	0	2	2.0	0	1	.000	0	0	.000	0	0	.000	0	0	0	0.0	0	0	0	1	0	0	0	0.0



E'LEXUS DAVIS

1

GUARD

JUNIOR | 5-7

HYATTSVILLE, MD. | NATIONAL CHRISTIAN ACADEMY

2018-19 SINGLE-GAME SEASON HIGHS

Points: 7 (at St. Bonaventure, 11/17/18)  
Rebounds: 6 (vs. Sacred Heart, 11/29/18)  
Assists: 6 (vs. Iona, 11/6/18)  
Steals: 2 (last at UMBC, 12/9/18)  
Blocks: N/A  
FG made: 3 (at St. Bonaventure, 11/17/18)  
3FG made: 1 (vs. Iona, 11/6/18)  
FT made: 3 (at UMBC, 12/9/18)

SINGLE-GAME CAREER HIGHS

Points: 19 (at Sacred Heart, 11/30/17)  
Rebounds: 8 (vs. UMBC, 11/12/17)  
Assists: 9 (vs. UMBC, 11/12/17)  
Steals: 4 (last vs. Towson, 2/18/18)  
Blocks: 1 (last at William & Mary, 1/28/18)  
FG made: 8 (at Sacred Heart, 11/30/17)  
3FG made: 4 (vs. St. Bonaventure, 12/21/17)  
FT made: 3 (at UMBC, 12/9/18)

CAREER STATISTICS

Year	GP	GS	Min	Avg	Total			3-Point			F-Throw			Rebounds				PF	FO	Ast	TO	Blk	Stl	Pts	Avg
					FG	FGA	Pct	FG	FGA	Pct	FT	FTA	Pct	Off	Def	Tot	Avg								
2016-17	25	2	203	8.1	9	53	.170	0	8	.000	19	30	.633	6	21	27	1.1	30	2	16	45	3	9	37	1.5
2017-18	30	17	751	25.0	93	242	.384	16	67	.239	48	88	.545	15	74	89	3.0	81	3	78	91	5	43	250	8.3
2018-19	11	9	229	20.8	14	37	.378	1	8	.125	7	17	.412	6	17	23	2.1	27	2	22	23	0	11	36	3.3
TOTAL	66	28	1183	17.9	116	332	.349	17	83	.205	73	135	.548	27	112	139	2.1	138	7	116	159	8	63	323	4.9

**PLAYER CAREER/SEASON STATS**

**JaKAYLA BROWN**
**2**
**GUARD**

FRESHMAN | 5-10

LAPLATA, MD. | ST. MARY'S RYKEN

**2018-19 SINGLE-GAME SEASON HIGHS**


Points: 11 (vs. Iona, 11/6/18)  
 Rebounds: 4 (last vs. Stetson, 11/25/18)  
 Assists: 2 (vs. Sacred Heart, 11/25/18)  
 Steals: 2 (vs. Columbia, 11/9/18)  
 Blocks: 1 (at St. Bonaventure, 11/17/18)  
 FG made: 5 (vs. Iona, 11/6/18)  
 3FG made: 1 (vs. Iona, 11/6/18)  
 FT made: 3 (vs. Sacred Heart, 11/29/18)

**SINGLE-GAME CAREER HIGHS**

Points: 11 (vs. Iona, 11/6/18)  
 Rebounds: 4 (last vs. Stetson, 11/25/18)  
 Assists: 2 (vs. Sacred Heart, 11/25/18)  
 Steals: 2 (vs. Columbia, 11/9/18)  
 Blocks: 1 (at St. Bonaventure, 11/17/18)  
 FG made: 5 (vs. Iona, 11/6/18)  
 3FG made: 1 (vs. Iona, 11/6/18)  
 FT made: 3 (vs. Sacred Heart, 11/29/18)

**CAREER STATISTICS**

Year	GP	GS	Min	Avg	——Total——			——3-Point——			——F-Throw——			——Rebounds——				PF	FO	Ast	TO	Blk	Stl	Pts	Avg
					FG	FGA	Pct	FG	FGA	Pct	FT	FTA	Pct	Off	Def	Tot	Avg								
2018-19	12	1	147	12.3	13	34	.382	1	6	.167	7	14	.500	11	9	20	1.7	16	0	5	11	1	4	34	2.8
TOTAL	12	1	147	12.3	13	34	.382	1	6	.167	7	14	.500	11	9	20	1.7	16	0	5	11	1	4	34	2.8


**SHAWN MILLS**
**4**
**GUARD/FORWARD**

FRESHMAN | 5-9

STERLING, VA. | BISHOP O'CONNELL

**2018-19 SINGLE-GAME SEASON HIGHS**

Points: 3 (vs. Iona, 11/6/18)  
 Rebounds: 1 (vs. Iona, 11/9/18)  
 Assists: N/A  
 Steals: N/A  
 Blocks: N/A  
 FG made: 1 (vs. Iona, 11/6/18)  
 3FG made: N/A  
 FT made: 2 (vs. Columbia, 11/9/18)


**SINGLE-GAME CAREER HIGHS**

Points: 3 (vs. Iona, 11/6/18)  
 Rebounds: 1 (last vs. Columbia, 11/9/18)  
 Assists: N/A  
 Steals: N/A  
 Blocks: N/A  
 FG made: 1 (vs. Iona, 11/6/18)  
 3FG made: N/A  
 FT made: 2 (vs. Columbia, 11/9/18)

**CAREER STATISTICS**

Year	GP	GS	Min	Avg	——Total——			——3-Point——			——F-Throw——			——Rebounds——				PF	FO	Ast	TO	Blk	Stl	Pts	Avg
					FG	FGA	Pct	FG	FGA	Pct	FT	FTA	Pct	Off	Def	Tot	Avg								
2018-19	5	0	14	2.8	1	1	1.000	0	0	.000	3	7	.429	0	2	2	0.4	0	0	0	2	0	0	5	1.0
TOTAL	5	0	14	2.8	1	1	1.000	0	0	.000	3	7	.429	0	2	2	0.4	0	0	0	2	0	0	5	1.0



**PLAYER CAREER/SEASON STATS**

**PETJA KRUPENKO**
**5**
**GUARD**

JUNIOR | 5-8

LJUBLJANA, SLOVENIA | GIMNAZIJA BEZIGRAD

**2018-19 SINGLE-GAME SEASON HIGHS**

Points: 9 (vs. Columbia, 11/9/18)  
 Rebounds: 2 (vs. Columbia, 11/9/18)  
 Assists: 5 (vs. Columbia, 11/9/18)  
 Steals: 1 (at Siena, 12/21/18)  
 Blocks: N/A  
 FG made: 3 (vs. Columbia, 11/9/18)  
 3FG made: 3 (vs. Columbia, 11/9/18)  
 FT made: 1 (last at Siena, 12/21/18)

**SINGLE-GAME CAREER HIGHS**

Points: 9 (vs. Columbia, 11/9/18)  
 Rebounds: 5 (vs. Marist, 11/11/16)  
 Assists: 5 (vs. Columbia, 11/9/18)  
 Steals: 2 (last at Iona, 12/7/17)  
 Blocks: 1 (at Hartford, 11/18/17)  
 FG made: 3 (last vs. Columbia, 11/9/18)  
 3FG made: 3 (vs. Columbia, 11/9/18)  
 FT made: 2 (last at Sacred Heart, 11/30/17)

**CAREER STATISTICS**

Year	GP	GS	Min	Avg	Total			3-Point			F-Throw			Rebounds				PF	FO	Ast	TO	Blk	Stl	Pts	Avg
					FG	FGA	Pct	FG	FGA	Pct	FT	FTA	Pct	Off	Def	Tot	Avg								
2016-17	20	0	78	3.9	2	12	.167	2	3	.667	3	6	.500	3	5	8	0.4	12	0	6	9	0	3	9	0.5
2017-18	18	0	190	10.6	12	44	.273	2	20	.100	6	7	.857	2	9	11	0.6	15	0	10	19	1	9	32	1.8
2018-19	10	0	103	10.3	7	16	.438	6	13	.462	2	6	.333	1	4	5	0.5	12	0	9	8	0	2	22	2.2
TOTAL	48	0	371	7.7	21	72	.292	10	36	.278	11	19	.579	6	18	24	0.5	39	0	25	36	1	14	63	1.3


**ANA HERNANDEZ GIL**
**10**
**GUARD**

JUNIOR | 5-8

LAS PALMAS DE GRAN CANARIA, CANARY ISLANDS | SAN ANTONIO MARIA

**2018-19 SINGLE-GAME SEASON HIGHS**

Points: 24 (vs. Holy Cross, 12/5/18)  
 Rebounds: 5 (at Siena, 12/21/18)  
 Assists: 6 (2x, last vs. Wilmington (Del.), 12/29/18)  
 Steals: 2 (last at Siena, 12/21/18)  
 Blocks: 2 (at Siena, 12/21/18)  
 FG made: 8 (vs. Holy Cross, 12/5/18)  
 3FG made: 8 (vs. Holy Cross, 12/5/18)  
 FT made: 4 (vs. Wright State, 11/23/18)

**SINGLE-GAME CAREER HIGHS**

Points: 24 (vs. Holy Cross, 12/5/18)  
 Rebounds: 5 (at Siena, 12/21/18)  
 Assists: 6 (2x, last vs. Wilmington (Del.), 12/29/18)  
 Steals: 2 (last at Siena, 12/21/18)  
 Blocks: 2 (at Siena, 12/21/18)  
 FG made: 8 (vs. Holy Cross, 12/5/18)  
 3FG made: 8 (vs. Holy Cross, 12/5/18)  
 FT made: 4 (vs. Wright State, 11/23/18)

**CAREER STATISTICS**

Year	GP	GS	Min	Avg	Total			3-Point			F-Throw			Rebounds				PF	FO	Ast	TO	Blk	Stl	Pts	Avg							
					FG	FGA	Pct	FG	FGA	Pct	FT	FTA	Pct	Off	Def	Tot	Avg															
2016-17	27	0	290	10.4	47	150	.313	45	142	.317	6	9	.667	5	24	29	1.1	19	0	8	21	2	5	145	5.4							
2017-18	-	-	-	-	-	-	-	-	-	missed season due to injury														-	-	-	-	-	-	-	-	-
2018-19	12	9	338	28.2	38	127	.299	30	99	.303	9	11	.818	6	25	31	2.6	16	0	22	17	3	10	115	9.6							
TOTAL	39	9	628	16.1	85	277	.307	75	241	.311	15	20	.750	11	49	60	1.5	35	0	30	38	5	15	260	6.7							

**PLAYER CAREER/SEASON STATS**

**JAYLEN HINES**
**11**
**FORWARD**

SOPHOMORE | 5-10

CLINTON, MD. | ELIZABETH SETON

**2018-19 SINGLE-GAME SEASON HIGHS**

Points: 10 (vs. Iona, 11/6/18)  
 Rebounds: 8 (vs. UMBC, 12/9/18)  
 Assists: 2 (2x, last vs. Wilmington (Del.), 12/29/18)  
 Steals: 3 (at Siena, 12/21/18)  
 Blocks: 2 (at UMBC, 12/9/18)  
 FG made: 5 (vs. Iona, 11/6/18)  
 3FG made: N/A  
 FT made: 2 (last vs. UMBC, 12/9/18)

**SINGLE-GAME CAREER HIGHS**

Points: 10 (vs. Iona, 11/6/18)  
 Rebounds: 8 (vs. UMBC, 12/9/18)  
 Assists: 2 (2x, last vs. Wilmington (Del.), 12/29/18)  
 Steals: 3 (at Siena, 12/21/18)  
 Blocks: 2 (at UMBC, 12/9/18)  
 FG made: 5 (vs. Iona, 11/6/18)  
 3FG made: N/A  
 FT made: 2 (last vs. UMBC, 12/9/18)

**CAREER STATISTICS**

Year	GP	GS	Min	Avg	Total			3-Point			F-Throw			Rebounds				PF	FO	Ast	TO	Blk	Stl	Pts	Avg
					FG	FGA	Pct	FG	FGA	Pct	FT	FTA	Pct	Off	Def	Tot	Avg								
2018-19	11	4	218	19.8	19	37	.514	0	1	.000	5	8	.625	17	35	52	4.7	30	0	13	7	3	7	43	3.9
TOTAL	11	4	218	19.8	19	37	.514	0	1	.000	5	8	.625	17	35	52	4.7	30	0	13	7	3	7	43	3.9


**MIE HOFF**
**12**
**FORWARD**

SOPHOMORE | 6-0

BERGEN, NORWAY | STEND VIDEREÅENDE SKOLE

**2018-19 SINGLE-GAME SEASON HIGHS**

Points: N/A  
 Rebounds: N/A  
 Assists: N/A  
 Steals: N/A  
 Blocks: N/A  
 FG made: N/A  
 3FG made: N/A  
 FT made: N/A

**SINGLE-GAME CAREER HIGHS**

Points: 3 (at UNLV, 11/25/17)  
 Rebounds: 10 (at Columbia, 12/11/17)  
 Assists: 1 (last at Sacred Heart, 11/30/17)  
 Steals: 1 (last at Columbia, 12/11/17)  
 Blocks: N/A  
 FG made: 1 (last at Columbia, 12/11/17)  
 3FG made: N/A  
 FT made: 2 (vs. Stony Brook, 11/14/17)

**CAREER STATISTICS**

Year	GP	GS	Min	Avg	Total			3-Point			F-Throw			Rebounds				PF	FO	Ast	TO	Blk	Stl	Pts	Avg
					FG	FGA	Pct	FG	FGA	Pct	FT	FTA	Pct	Off	Def	Tot	Avg								
2017-18	17	0	119	7.0	3	14	.214	0	7	.000	4	6	.667	9	29	38	2.2	5	0	3	11	0	3	10	0.6
2018-19	-	-	-	-	-	-	-	-	-	-	-	-	-	-	-	-	-	-	-	-	-	-	-	-	-
TOTAL	17	0	119	7.0	3	14	.214	0	7	.000	4	6	.667	9	29	38	2.2	5	0	3	11	0	3	10	0.6



**PLAYER CAREER/SEASON STATS**

**MIKIYAH CROSKEY**
**21**
**FORWARD**

JUNIOR | 6-1

BOWIE, MD. | NATIONAL CHRISTIAN ACADEMY

**2018-19 SINGLE-GAME SEASON HIGHS**

Points: 8 (2x, last vs. Wilmington (Del.), 12/29/18)  
 Rebounds: 5 (vs. Stony Brook, 11/13/18)  
 Assists: 1 (2x, last vs. Wilmington (Del.), 12/29/18)  
 Steals: 1 (last at Siena, 12/21/18)  
 Blocks: 3 (vs. Wilmington (Del.), 12/29/18)  
 FG made: 4 (2x, last vs. Wilmington (Del.), 12/29/18)  
 3FG made: N/A  
 FT made: 2 (vs. Iona, 11/6/18)

**SINGLE-GAME CAREER HIGHS**

Points: 18 (at James Madison, 1/26/18)  
 Rebounds: 10 (vs. UNCW, 2/4/18)  
 Assists: 3 (vs. Charleston, 3/7/18)  
 Steals: 3 (vs. Charleston, 3/7/18)  
 Blocks: 5 (at Northeastern, 3/3/18)  
 FG made: 8 (at James Madison, 1/26/18)  
 3FG made: N/A  
 FT made: 2 (last vs. Iona, 11/6/18)

**CAREER STATISTICS**

Year	GP	GS	Min	Avg	Total			3-Point			F-Throw			Rebounds				PF	FO	Ast	TO	Blk	Stl	Pts	Avg
					FG	FGA	Pct	FG	FGA	Pct	FT	FTA	Pct	Off	Def	Tot	Avg								
2017-18	19	10	386	20.3	44	103	.427	0	0	.000	7	37	.189	32	44	76	4.0	50	1	11	32	19	9	95	5.0
2018-19	9	0	86	9.6	10	21	.476	0	0	.000	2	8	.250	9	11	20	2.2	17	0	2	6	9	3	22	2.4
TOTAL	28	10	472	16.9	54	124	.435	0	0	.000	9	45	.200	41	55	96	3.4	67	1	13	38	28	12	117	4.2


**VANERLIE VALCOURT**
**23**
**GUARD**

FRESHMAN | 5-10

QUEENS, N.Y. | THE MARY LOUIS ACADEMY

**2018-19 SINGLE-GAME SEASON HIGHS**

Points: 10 (vs. Wilmington (Del.) 12/29/18)  
 Rebounds: 5 (vs. Wilmington (Del.) 12/29/18)  
 Assists: 3 (vs. Wilmington (Del.) 12/29/18)  
 Steals: 3 (2x, last vs. Wilmington (Del.), 12/29/18)  
 Blocks: N/A  
 FG made: 5 (vs. Wilmington (Del.) 12/29/18)  
 3FG made: N/A  
 FT made: 3 (vs. Stony Brook, 11/13/18)

**SINGLE-GAME CAREER HIGHS**

Points: 10 (vs. Wilmington (Del.) 12/29/18)  
 Rebounds: 5 (vs. Wilmington (Del.) 12/29/18)  
 Assists: 3 (vs. Wilmington (Del.) 12/29/18)  
 Steals: 3 (2x, last vs. Wilmington (Del.), 12/29/18)  
 Blocks: N/A  
 FG made: 5 (vs. Wilmington (Del.) 12/29/18)  
 3FG made: N/A  
 FT made: 3 (vs. Stony Brook, 11/13/18)

**CAREER STATISTICS**

Year	GP	GS	Min	Avg	Total			3-Point			F-Throw			Rebounds				PF	FO	Ast	TO	Blk	Stl	Pts	Avg
					FG	FGA	Pct	FG	FGA	Pct	FT	FTA	Pct	Off	Def	Tot	Avg								
2018-19	5	0	53	10.6	11	24	.458	0	0	.000	3	7	.429	7	5	12	2.4	6	0	6	8	0	8	25	5.0
TOTAL	5	0	53	10.6	11	24	.458	0	0	.000	3	7	.429	7	5	12	2.4	6	0	6	8	0	8	25	5.0

PLAYER CAREER/SEASON STATS



SICA CUZIC

24

GUARD

SENIOR | 5-10

GALATI, ROMANIA | TRINITY INTERNATIONAL | SALT LAKE CITY COMMUNITY COLLEGE

2018-19 SINGLE-GAME SEASON HIGHS

Points: 27 (at St. Bonaventure, 11/17/18)  
Rebounds: 16 (vs. Wilmington (Del.) 12/29/18)  
Assists: 4 (vs. Holy Cross, 12/5/18)  
Steals: 4 (vs. Holy Cross, 12/5/18)  
Blocks: 1 (vs. Wright State, 11/23/18)  
FG made: 10 (last vs. Wright State, 11/23/18)  
3FG made: 2 (last at St. Bonaventure, 11/17/18)  
FT made: 7 (vs. Sacred Heart, 11/29/18)

SINGLE-GAME CAREER HIGHS

Points: 27 (at St. Bonaventure, 11/17/18)  
Rebounds: 16 (vs. Wilmington (Del.) 12/29/18)  
Assists: 4 (vs. Holy Cross, 12/5/18)  
Steals: 4 (vs. Holy Cross, 12/5/18)  
Blocks: 1 (vs. Wright State, 11/23/18)  
FG made: 10 (last vs. Wright State, 11/23/18)  
3FG made: 2 (last at St. Bonaventure, 11/17/18)  
FT made: 7 (vs. Sacred Heart, 11/29/18)

CAREER STATISTICS

Year	GP	GS	Min	Avg	Total			3-Point			F-Throw			Rebounds				PF	FO	Ast	TO	Blk	Stl	Pts	Avg
					FG	FGA	Pct	FG	FGA	Pct	FT	FTA	Pct	Off	Def	Tot	Avg								
2015-16	33	31	876	26.5	111	261	.425	25	97	.285	45	63	.714	59	114	173	5.2	47	0	51	80	2	43	292	8.8
2017-18	7	0	130	18.6	16	35	.457	3	20	.150	3	6	.500	5	15	20	2.9	9	0	6	16	0	2	38	5.4
2018-19	12	12	371	30.9	53	121	.438	9	35	.257	28	43	.651	26	66	92	7.7	30	1	19	33	1	17	143	11.9
HOF. TOTAL	19	12	501	26.4	69	156	.442	12	55	.218	31	49	.633	31	81	112	5.9	39	1	25	49	1	19	181	9.5



BRI CRUTCHFIELD

33

GUARD/FORWARD

FRESHMAN | 6-0

FREDERICK, MD. | MIDDLETOWN

2018-19 SINGLE-GAME SEASON HIGHS

Points: N/A  
Rebounds: N/A  
Assists: N/A  
Steals: N/A  
Blocks: N/A  
FG made: N/A  
3FG made: N/A  
FT made: N/A

SINGLE-GAME CAREER HIGHS

Points: N/A  
Rebounds: N/A  
Assists: N/A  
Steals: N/A  
Blocks: N/A  
FG made: N/A  
3FG made: N/A  
FT made: N/A

CAREER STATISTICS

Year	GP	GS	Min	Avg	Total			3-Point			F-Throw			Rebounds				PF	FO	Ast	TO	Blk	Stl	Pts	Avg
					FG	FGA	Pct	FG	FGA	Pct	FT	FTA	Pct	Off	Def	Tot	Avg								
2018-19	-	-	-	-	-	-	-	-	-	-	-	-	-	-	-	-	-	-	-	-	-	-	-	-	-
TOTAL	-	-	-	-	-	-	-	-	-	-	-	-	-	-	-	-	-	-	-	-	-	-	-	-	-

**PLAYER CAREER/SEASON STATS**

**BOOGIE BROZOSKI**
**34**
**GUARD**

SENIOR | 5-6

CAMBRIA HEIGHTS, N.Y. | LONG ISLAND LUTHERAN | MICHIGAN

**2018-19 SINGLE-GAME SEASON HIGHS**

Points: 22 (last vs. Holy Cross, 12/5/18)  
 Rebounds: 7 (last vs. Holy Cross, 12/5/18)  
 Assists: 8 (vs. Iona, 11/6/18)  
 Steals: 3 (vs. Holy Cross, 12/5/18)  
 Blocks: N/A  
 FG made: 7 (vs. Iona, 11/6/18)  
 3FG made: 4 (vs. Stetson, 11/25/18)  
 FT made: 7 (vs. Wright State, 11/23/18)

**SINGLE-GAME CAREER HIGHS**

Points: 29 (at Towson, 2/9/18)  
 Rebounds: 8 (at Elon, 2/25/18)  
 Assists: 10 (at Charleston, 1/15/18)  
 Steals: 4 (at Northeastern, 2/2/18)  
 Blocks: 1 (last vs. Charleston, 3/7/18)  
 FG made: 10 (at Towson, 2/9/18)  
 3FG made: 5 (at Elon, 2/25/18)  
 FT made: 7 (vs. Wright State, 11/23/18)

**CAREER STATISTICS**

Year	GP	GS	Min	Avg	——Total——			——3-Point——			——F-Throw——			——Rebounds——				PF	FO	Ast	TO	Blk	Stl	Pts	Avg		
					FG	FGA	Pct	FG	FGA	Pct	FT	FTA	Pct	Off	Def	Tot	Avg										
At Michigan:																											
2015-16	34	5	583	17.1	66	131	.410	26	61	.426	28	35	.800	11	42	53	1.6	53	1	79	62	3	30	186	5.5		
2016-17	9	0	127	14.1	18	29	.621	4	9	.444	10	10	1.000	3	14	17	1.9	6	0	17	1.9	0	9	50	5.6		
MICH. TOTAL	43	5	710	16.5	84	190	.442	30	70	.427	38	45	.844	14	56	70	1.6	96	59	96	77	39	3	236	5.5		
At Hofstra:																											
2017-18	20	15	623	31.2	93	210	.443	36	101	.356	37	47	.787	14	57	71	3.6	49	1	78	76	4	27	259	13.0		
2018-19	12	12	416	34.7	61	173	.353	21	66	.318	35	41	.854	4	45	49	4.1	24	0	42	40	0	14	178	14.8		
HOF. TOTAL	32	27	1039	32.5	154	383	.402	57	167	.341	72	88	.818	18	102	120	3.8	73	1	120	116	4	41	437	13.7		


**MARIANNE KALIN**
**53**
**FORWARD**

JUNIOR | 6-1

LAPPEENRANTA, FINLAND | KIMPISEN LUKIO

**2018-19 SINGLE-GAME SEASON HIGHS**

Points: 14 (last vs. Sacred Heart, 11/29/18)  
 Rebounds: 13 (at UMBC, 12/9/18)  
 Assists: 3 (last vs. Sacred Heart, 11/29/18)  
 Steals: 3 (vs. Iona, 11/6/18)  
 Blocks: 3 (vs. Wilmington (Del.) 12/29/18)  
 FG made: 7 (last vs. Sacred Heart, 11/29/18)  
 3FG made: N/A  
 FT made: 4 (vs. Marist, 11/24/18)


**SINGLE-GAME CAREER HIGHS**

Points: 25 (at Iona, 12/7/17)  
 Rebounds: 13 (at UMBC, 12/9/18)  
 Assists: 5 (at Northeastern, 3/3/18)  
 Steals: 3 (last vs. Iona, 11/6/18)  
 Blocks: 5 (last vs. Northeastern, 2/23/18)  
 FG made: 11 (at Iona, 12/7/17)  
 3FG made: N/A  
 FT made: 6 (vs. Towson, 2/18/18)

**CAREER STATISTICS**

Year	GP	GS	Min	Avg	——Total——			——3-Point——			——F-Throw——			——Rebounds——				PF	FO	Ast	TO	Blk	Stl	Pts	Avg
					FG	FGA	Pct	FG	FGA	Pct	FT	FTA	Pct	Off	Def	Tot	Avg								
2016-17	31	5	523	16.9	51	106	.481	0	1	.000	24	36	.667	40	36	76	2.5	78	1	18	24	6	15	126	4.1
2017-18	30	29	904	30.1	107	226	.473	0	1	.000	37	70	.529	64	107	171	5.7	99	4	39	77	37	26	251	8.4
2018-19	12	12	286	23.8	40	86	.465	0	0	.000	12	25	.480	27	35	62	5.2	29	1	18	19	6	10	92	7.7
TOTAL	73	46	1713	23.5	198	418	.474	0	2	.000	73	131	.557	131	178	309	4.2	206	6	75	120	49	51	469	6.4





# SANDRA KARSTEN

54

## FORWARD

JUNIOR | 5-9

HELSINKI, FINLAND | MÄKELÄNRINEEN LUKIO

### 2018-19 SINGLE-GAME SEASON HIGHS

Points: 7 (at St. Bonaventure, 11/17/18)  
Rebounds: 4 (vs. Iona, 11/6/18)  
Assists: 1 (last at UMBC, 12/9/18)  
Steals: 1 (last at St. Bonaventure, 11/17/18)  
Blocks: 1 (at St. Bonaventure, 11/17/18)  
FG made: 3 (at St. Bonaventure, 11/17/18)  
3FG made: 1 (at St. Bonaventure, 11/17/18)  
FT made: 2 (last vs. Wright State, 11/23/18)

### SINGLE-GAME CAREER HIGHS

Points: 14 (vs. UMBC, 11/12/17)  
Rebounds: 5 (last at William & Mary, 1/28/18)  
Assists: 5 (at Stony Brook, 11/14/16)  
Steals: 5 (at Elon, 2/25/18)  
Blocks: 2 (vs. Drexel, 1/21/18)  
FG made: 4 vs. UMBC, 11/12/17)  
3FG made: 4 (vs. UMBC, 11/12/17)  
FT made: 5 (last at James Madison, 1/26/18)

### CAREER STATISTICS

Year	GP	GS	Min	Avg	Total			3-Point			F-Throw			Rebounds				PF	FO	Ast	TO	Blk	Stl	Pts	Avg
					FG	FGA	Pct	FG	FGA	Pct	FT	FTA	Pct	Off	Def	Tot	Avg								
2016-17	25	2	262	10.5	18	79	.228	7	43	.163	8	14	.571	7	20	27	1.1	29	0	13	33	0	5	51	2.0
2017-18	30	2	501	16.7	35	120	.292	12	50	.240	25	36	.694	16	39	55	1.8	37	1	26	46	3	15	107	3.6
2018-19	12	1	164	13.7	7	25	.280	1	8	.125	6	8	.750	1	12	13	1.1	11	0	7	8	1	2	21	1.8
TOTAL	67	5	927	13.8	60	224	.268	20	101	.198	39	58	.672	24	71	95	1.4	77	1	46	87	4	22	179	2.7



# GAME 13: HOFSTRA vs. WILLIAM & MARY

## POINTS - REBOUNDS - ASSISTS

Opponent	Date	Score	00 Reynolds	1 Davis	2 Brown	4 Mills	5 Krupenko	10 Hernandez Gil	11 Hines	12 Hoff
<b>IONA</b>	<b>11/6</b>	<b>Hofstra, 74-49</b>	<b>DNP</b>	<b>3-2-6</b>	<b>11-3-1</b>	<b>3-1-0</b>	<b>0-1-0</b>	<b>0-0-1</b>	<b>10-6-2</b>	<b>DNP</b>
<b>COLUMBIA</b>	<b>11/9</b>	<b>Columbia, 65-63</b>	<b>DNP</b>	<b>0-1-0</b>	<b>2-4-0</b>	<b>2-1-0</b>	<b>9-2-5</b>	<b>3-0-0</b>	<b>9-6-1</b>	<b>DNP</b>
at Stony Brook	11/13	Stony Brook, 77-49	DNP	DNP	3-1-0	DNP	3-1-2	10-3-2	2-5-0	DNP
at St. Bonaventure	11/17	Hofstra, 67-59	DNP	7-5-2	0-0-0	DNP	DNP	6-4-3	4-2-1	DNP
vs. Wright State	11/24	Wright State, 93-64	0-0-0	2-1-1	0-1-1	0-0-0	0-0-0	12-3-0	DNP	DNP
vs. Marist	11/25	Marist, 71-57	DNP	4-1-1	3-1-1	DNP	0-0-0	16-2-1	6-5-1	DNP
vs. Stetson	11/25	Hofstra, 53-50	DNP	2-0-0	8-4-0	DNP	1-0-0	11-3-3	0-6-1	DNP
<b>SACRED HEART</b>	<b>11/29</b>	<b>Sacred Heart, 70-64</b>	<b>DNP</b>	<b>4-6-3</b>	<b>5-3-2</b>	<b>DNP</b>	<b>0-0-0</b>	<b>8-3-0</b>	<b>2-0-0</b>	<b>DNP</b>
at Holy Cross	12/5	Holy Cross, 72-66 (OT)	DNP	4-1-4	0-0-0	DNP	DNP	24-3-0	0-2-1	DNP
at UMBC	12/9	Hofstra, 45-42	DNP	5-2-2	0-1-0	0-0-0	5-0-0	0-2-0	4-8-2	DNP
at Siena	12/21	Hofstra, 57-50	DNP	3-1-0	0-0-0	DNP	4-0-1	11-5-6	0-7-2	DNP
<b>WILMINGTON (Del.)</b>	<b>12/29</b>	<b>Hofstra, 77-56</b>	<b>DNP</b>	<b>2-3-3</b>	<b>2-2-0</b>	<b>0-0-0</b>	<b>0-1-1</b>	<b>14-3-6</b>	<b>6-5-2</b>	<b>DNP</b>
<b>WILLIAM &amp; MARY*</b>	<b>1/4</b>									
<b>ELON*</b>	<b>1/6</b>									
at James Madison*	1/11									
at Towson*	1/13									
<b>DELAWARE*</b>	<b>1/18</b>									
<b>DREXEL*</b>	<b>1/20</b>									
<b>NORTHEASTERN*</b>	<b>1/27</b>									
at UNC Wilmington*	2/1									
at Charleston*	2/3									
<b>TOWSON*</b>	<b>2/8</b>									
<b>JAMES MADISON*</b>	<b>2/10</b>									
at Drexel*	2/15									
at Delaware*	2/17									
at Northeastern*	2/24									
<b>CHARLESTON*</b>	<b>3/1</b>									
<b>UNC WILMINGTON*</b>	<b>3/3</b>									
at Elon*	3/7									
at William & Mary*	3/9									
<b>TOTAL</b>										

Opponent	Date	Score	21 Croskey	23 Valcourt	24 Cuzic	33 Crutchfield	34 Brozoski	53 Kalin	54 Karsten
<b>IONA</b>	<b>11/6</b>	<b>Hofstra, 74-49</b>	<b>2-2-0</b>	<b>0-1-0</b>	<b>10-2-1</b>	<b>DNP</b>	<b>18-5-8</b>	<b>14-5-1</b>	<b>3-4-1</b>
<b>COLUMBIA</b>	<b>11/9</b>	<b>Columbia, 65-63</b>	<b>DNP</b>	<b>DNP</b>	<b>18-14-3</b>	<b>DNP</b>	<b>11-2-3</b>	<b>7-8-0</b>	<b>2-2-1</b>
at Stony Brook	11/13	Stony Brook, 77-49	2-5-0	7-3-1	0-5-1	DNP	11-3-5	6-6-1	5-2-0
at St. Bonaventure	11/17	Hofstra, 67-59	0-0-0	DNP	27-10-1	DNP	12-2-3	4-6-1	7-1-2
vs. Wright State	11/24	Wright State, 93-64	0-3-0	0-1-0	24-9-2	DNP	16-5-2	8-2-3	2-1-1
vs. Marist	11/25	Marist, 71-57	DNP	DNP	5-6-2	DNP	11-3-3	10-3-2	2-0-0
vs. Stetson	11/25	Hofstra, 53-50	DNP	DNP	4-5-1	DNP	22-6-6	5-4-1	0-0-1
<b>SACRED HEART</b>	<b>11/29</b>	<b>Sacred Heart, 70-64</b>	<b>0-0-0</b>	<b>DNP</b>	<b>19-11-1</b>	<b>DNP</b>	<b>12-6-2</b>	<b>14-6-3</b>	<b>0-0-1</b>
at Holy Cross	12/5	Holy Cross, 72-66 (OT)	2-4-0	DNP	11-5-4	DNP	22-7-2	3-1-1	0-0-1
at UMBC	12/9	Hofstra, 45-42	0-1-0	8-2-2	5-1-1	DNP	10-4-1	8-13-2	0-1-1
at Siena	12/21	Hofstra, 57-50	8-2-1	DNP	6-8-0	DNP	20-3-3	5-5-2	0-0-0
<b>WILMINGTON (Del.)</b>	<b>12/29</b>	<b>Hofstra, 77-56</b>	<b>8-3-1</b>	<b>10-5-3</b>	<b>14-16-2</b>	<b>DNP</b>	<b>13-3-4</b>	<b>8-3-1</b>	<b>0-2-0</b>
<b>WILLIAM &amp; MARY*</b>	<b>1/4</b>								
<b>ELON*</b>	<b>1/6</b>								
at James Madison*	1/11								
at Towson*	1/13								
<b>DELAWARE*</b>	<b>1/18</b>								
<b>DREXEL*</b>	<b>1/20</b>								
<b>NORTHEASTERN*</b>	<b>1/27</b>								
at UNC Wilmington*	2/1								
at Charleston*	2/3								
<b>TOWSON*</b>	<b>2/8</b>								
<b>JAMES MADISON*</b>	<b>2/10</b>								
at Drexel*	2/15								
at Delaware*	2/17								
at Northeastern*	2/24								
<b>CHARLESTON*</b>	<b>3/1</b>								
<b>UNC WILMINGTON*</b>	<b>3/3</b>								
at Elon*	3/7								
at William & Mary*	3/9								
<b>TOTAL</b>									

# GAME 13: HOFSTRA vs. WILLIAM & MARY

## OPPONENT GAME-BY-GAME STATISTICS

DATE	OPPONENT	FG-FGA	PCT.	3P-3PA	PCT.	FT-FTA	PCT.	OR-DR-RB	A	TO	B	S	PTS
11/6	IONA HOFSTRA	19-52	.365	2-18	.111	9-16	.563	10-15-25	9	17	0	4	49
11/9	COLUMBIA HOFSTRA	21-50	.420	4-15	.267	19-31	.613	7-34-41	13	16	6	3	65
11/13	Hofstra at Stony Brook	33-65	.508	9-25	.360	2-6	.333	16-33-49	16	16	6	3	77
11/17	Hofstra at St. Bonaventure	23-49	.469	4-15	.267	9-14	.643	4-30-34	10	23	0	4	59
11/23	Wright State vs. Hofstra	40-78	.513	7-19	.368	6-10	.600	16-29-45	13	11	3	8	93
11/24	Hofstra vs. Marist	29-56	.518	7-18	.389	6-9	.667	12-22-34	17	14	1	5	71
11/25	Stetson vs. Hofstra	21-47	.447	3-12	.250	5-8	.625	7-2-32	10	20	8	5	50
11/29	SACRED HEART HOFSTRA	24-54	.444	5-19	.263	17-21	.810	4-20-24	13	12	3	8	70
12/5	Hofstra at Holy Cross	28-68	.412	3-17	.176	13-16	.813	19-37-56	14	19	3	10	72
12/9	Hofstra at UMBC	16-51	.314	5-17	.294	5-6	.833	7-30-37	8	19	2	5	42
12/21	Hofstra at Siena	17-57	.298	4-22	.182	12-21	.571	15-23-38	9	17	6	5	50
12/29	WILMINGTON (DEL.) HOFSTRA	16-57	.281	2-15	.133	22-28	.786	6-22-28	6	17	0	9	56
1/4	WILLIAM & MARY* HOFSTRA												
1/6	ELON* HOFSTRA												
1/11	Hofstra at James Madison*												
1/13	Hofstra at Towson*												
1/18	DELAWARE* HOFSTRA												
1/20	DREXEL* HOFSTRA												
1/27	NORTHEASTERN* HOFSTRA												
2/1	Hofstra at UNCW*												
2/3	Hofstra at Charleston*												
2/8	TOWSON* HOFSTRA												
2/10	JAMES MADISON* HOFSTRA												
2/15	Hofstra at Drexel*												
2/17	Hofstra at Delaware*												
2/24	Hofstra at Northeastern*												
3/1	CHARLESTON* HOFSTRA												
3/3	UNCW* HOFSTRA												
3/7	Hofstra at Elon*												
3/9	Hofstra at William & Mary*												



# GAME 13: HOFSTRA vs. WILLIAM & MARY

## Hofstra vs. Iona

Nov. 6, 2018 - David S. Mack Complex

## Game 1

### Iona 49 • 0-1

#	Player	Total		3-Ptr		Rebounds			PF	TP	A TO Blk Stl				Min
		FG-FGA	FT-FTA	FG-FGA	FT-FTA	Off	Def	Tot			A	TO	Blk	Stl	
11	Paula Weekes	f	1-2	0-1	0-0	0	1	1	0	2	1	1	0	0	6
33	Tori Lesko	f	6-13	0-1	2-4	2	1	3	5	14	2	5	0	1	33
44	Jodi-Marie Ramil	f	1-2	0-0	0-1	2	4	6	1	2	0	4	0	0	31
03	Monica Barefield	g	2-11	0-3	3-5	0	0	0	4	7	2	0	0	0	34
14	Morgan Rachu	g	6-14	2-8	2-2	1	5	6	1	16	2	2	0	1	40
25	Shyan Mwai		3-9	0-4	2-4	0	0	0	3	8	2	1	0	1	29
01	Gabrielle Joseph		0-0	0-0	0-0	1	1	2	1	0	0	2	0	0	8
24	Shayla Middlebrooks		0-1	0-1	0-0	3	3	6	4	0	0	2	0	1	19
Team						1	0	1							
Totals			19-52	2-18	9-16	10	15	25	19	49	9	17	0	4	200

1st - FG %: 5-13 38.5% 2nd: 3-12 25.0% 3rd: 4-14 28.6% 4th: 7-13 53.8% Game: 19-52 36.5% Deadball  
3FG %: 2-4 50.0% 0-4 0.0% 0-5 0.0% 2-18 11.1% 0-3 0.0% Rebounds  
FT %: 0-3 0.0% 1-2 50.0% 5-7 71.4% 9-16 56.3% 6,1

### Hofstra 74 • 1-0

#	Player	Total		3-Ptr		Rebounds			PF	TP	A TO Blk Stl				Min
		FG-FGA	FT-FTA	FG-FGA	FT-FTA	Off	Def	Tot			A	TO	Blk	Stl	
11	Jaylen Hines	f	5-6	0-0	0-0	1	5	6	3	10	2	1	0	0	23
53	Marianne Kalin	f	7-9	0-0	0-1	2	3	5	3	14	1	2	0	3	23
01	E'Lexus Davis	g	1-6	1-3	0-0	1	1	2	5	3	6	1	0	1	17
24	Sica Cuzic	g	3-3	0-0	4-5	1	1	2	4	10	1	2	0	1	19
34	Boogie Brozowski	g	7-15	2-4	2-2	1	4	5	2	18	8	5	0	1	37
02	JaKayla Brown		5-5	1-1	0-0	2	1	3	2	11	1	1	0	0	19
04	Shawn Mills		1-1	0-0	1-5	0	1	1	0	3	0	0	0	0	5
05	Petja Krupenko		0-1	0-1	0-0	0	1	1	1	0	0	2	0	0	9
10	Ana Hernandez Gil		0-2	0-2	0-0	0	0	0	0	0	1	2	1	1	14
21	Mikiyah Croskey		0-2	0-0	2-2	2	0	2	3	2	0	2	0	1	11
23	Vanerlie Valcourt		0-1	0-0	0-0	1	0	1	0	0	0	0	0	0	1
54	Sandra Karsten		1-2	0-0	1-2	0	4	4	0	3	1	2	0	1	21
Team						0	0	0							
Totals			30-53	4-11	10-17	11	21	32	23	74	21	20	1	9	199

1st - FG %: 9-15 60.0% 2nd: 6-13 46.2% 3rd: 9-16 56.3% 4th: 6-9 66.7% Game: 30-53 56.6% Deadball  
3FG %: 1-3 33.3% 2-5 40.0% 0-1 0.0% 1-2 50.0% 4-11 36.4% Rebounds  
FT %: 4-5 80.0% 3-4 75.0% 2-5 40.0% 1-3 33.3% 10-17 58.8% 3,3

Officials:  
Technical fouls: Iona-None. Hofstra-None.  
Attendance: 406  
2018-19 Women's Basketball. Round: 0. Hofstra vs Iona. Played at .

Score by periods	1st	2nd	3rd	4th	Total
Iona	12	9	9	19	49
Hofstra	23	17	20	14	74

## Hofstra at Stony Brook

Nov. 13, 2018 - Island Federal Credit Union Arena

## Game 3

### Hofstra 49 • 1-2

#	Player	Total		3-Ptr		Rebounds			PF	TP	A TO Blk Stl				Min
		FG-FGA	FT-FTA	FG-FGA	FT-FTA	Off	Def	Tot			A	TO	Blk	Stl	
11	Jaylen Hines	f	1-3	0-0	0-0	1	4	5	3	2	0	0	1	0	14
53	Marianne Kalin	f	3-7	0-0	0-0	3	3	6	0	6	1	0	1	0	28
02	JaKayla Brown	g	1-5	0-1	1-2	1	0	1	2	3	0	2	0	0	14
24	Sica Cuzic	g	0-3	0-2	0-0	1	4	5	0	0	1	1	0	1	25
34	Boogie Brozowski	g	3-15	1-4	4-4	1	2	3	1	11	5	2	0	2	34
05	Petja Krupenko		1-1	1-1	0-0	0	1	1	3	3	2	2	0	0	14
10	Ana Hernandez Gil		4-16	2-10	0-0	2	1	3	0	10	2	0	0	0	26
21	Mikiyah Croskey		1-5	0-0	0-0	3	2	5	0	2	0	1	0	0	8
23	Vanerlie Valcourt		2-7	0-0	3-3	3	0	3	0	7	1	3	0	2	10
54	Sandra Karsten		2-4	0-1	1-2	0	2	2	2	5	0	1	0	0	27
Team						1	0	1			1				
Totals			18-66	4-19	9-11	16	19	35	11	49	12	13	2	5	200

1st - FG %: 5-14 35.7% 2nd: 5-18 27.8% 3rd: 3-15 20.0% 4th: 5-19 26.3% Game: 18-66 27.3% Deadball  
3FG %: 1-5 20.0% 2-6 33.3% 0-3 0.0% 1-5 20.0% 4-19 21.1% Rebounds  
FT %: 0-0 0.0% 1-2 50.0% 8-9 88.9% 9-11 81.8% 1

### Stony Brook 77 • 1-1

#	Player	Total		3-Ptr		Rebounds			PF	TP	A TO Blk Stl				Min
		FG-FGA	FT-FTA	FG-FGA	FT-FTA	Off	Def	Tot			A	TO	Blk	Stl	
03	GOUCHIE-PROVENCHE	f	1-4	0-2	0-0	3	1	4	1	2	0	0	3	1	19
33	PAGAN, India	g	5-7	0-0	0-2	2	5	7	2	10	2	1	0	0	18
11	MATTHEWS, Jerell	g	7-14	4-9	2-2	1	5	6	1	20	4	5	1	1	30
15	JOHNSON, Shania	g	6-15	2-8	0-1	2	3	5	1	14	10	3	0	0	34
24	ZEISE, Hailey	g	1-2	0-1	0-1	3	5	8	2	2	3	0	0	0	29
01	FURR, Courtney		0-0	0-0	0-0	0	0	0	0	0	0	0	0	0	3
04	WARREN, Anastasia		7-8	2-3	0-0	1	2	3	4	16	0	2	1	0	22
05	COX, Jonae		3-9	1-2	0-0	0	2	2	0	7	0	1	0	1	16
12	SMITH, Kina		2-3	0-0	0-0	0	4	4	2	4	1	1	0	0	9
22	BUSHEE, McKenzie		1-2	0-0	0-0	2	2	4	0	2	0	0	1	0	12
23	MILLER, LaNiya		0-0	0-0	0-0	0	1	1	1	0	0	0	0	0	3
30	DIXON, Kyra		0-1	0-0	0-0	2	1	3	1	0	0	2	0	0	5
Team						0	2	2			1				
Totals			33-65	9-25	2-6	16	33	49	15	77	20	16	6	3	200

1st - FG %: 12-24 50.0% 2nd: 6-15 40.0% 3rd: 8-12 66.7% 4th: 7-14 50.0% Game: 33-65 50.8% Deadball  
3FG %: 3-10 30.0% 1-5 20.0% 3-5 60.0% 2-5 40.0% 9-25 36.0% Rebounds  
FT %: 2-4 50.0% 0-0 0.0% 0-2 0.0% 0-0 0.0% 2-6 33.3% 1

Officials:  
Technical fouls: Hofstra-None. Stony Brook-None.  
Attendance: 397

Score by periods	1st	2nd	3rd	4th	Total
Hofstra	11	12	7	19	49
Stony Brook	29	13	19	16	77

## Hofstra vs. Columbia

Nov. 9, 2018 - David S. Mack Complex

## Game 2

### Columbia 65 • 1-0

#	Player	Total		3-Ptr		Rebounds			PF	TP	A TO Blk Stl				Min
		FG-FGA	FT-FTA	FG-FGA	FT-FTA	Off	Def	Tot			A	TO	Blk	Stl	
20	Sienna Durr	f	4-8	0-1	7-10	2	3	5	4	15	2	0	0	1	27
00	Imani Whittington	g	2-7	0-1	2-2	0	3	3	4	6	1	4	1	0	27
01	Janiya Clemmons	g	6-12	0-3	1-2	1	8	9	2	13	4	3	0	0	36
13	Mikayla Markham	g	2-5	0-1	4-6	0	6	6	1	8	6	1	0	1	38
25	Stephanie Flynn	g	0-2	0-2	0-0	1	4	5	0	0	0	2	0	0	17
02	Madison Hardy		3-7	2-4	3-6	0	2	2	3	11	0	0	0	1	19
05	Riley Casey		1-2	1-1	2-3	0	0	0	3	5	0	1	0	0	7
11	Sydney Brown		0-2	0-0	0-0	0	2	2	1	0	0	2	0	0	3
22	Maya Sampleton		0-0	0-0	0-0	0	1	1	1	0	0	1	0	0	1
32	Lilian Kennedy		1-2	0-0	0-2	0	2	2	2	2	0	1	4	0	13
23	Madison Pack		2-3	1-2	0-0	1	3	4	3	5	0	1	1	0	9
33	Abby Lee		0-0	0-0	0-0	2	0	2	0	0	0	0	0	0	5
Team						0	0	0							
Totals			21-50	4-15	19-31	7	34	41	24	65	13	16	6	3	202

1st - FG %: 6-15 40.0% 2nd: 8-14 57.1% 3rd: 3-12 25.0% 4th: 4-9 44.4% Game: 21-50 42.0% Deadball  
3FG %: 1-3 33.3% 3-6 50.0% 0-3 0.0% 0-3 0.0% 4-15 26.7% Rebounds  
FT %: 1-4 25.0% 3-4 75.0% 6-11 54.5% 9-12 75.0% 19-31 61.3% 7,3

### Hofstra 63 • 1-1

#	Player		Total		3-Ptr		Rebounds			PF	TP	A TO Blk Stl				Min
			FG-FA	FT-FTA	FG-FA	FT-FTA	Off	Def	Tot			A	TO	Blk	Stl	
11	Jaylen Hines	f	4-4	0-0	1-2	4	2	6	4	9	1	0	0	0	18	
53	Marianne Kalin	f	3-8	0-0	1-4	4	4	8	4	7	0	0	0	1	29	
01	E'Lexus Davis	g	0-1	0-0	0-0	0	1	1	1	0	0	2	0	0	6	
24	Sica Cuzic	g	6-16	2-6	4-6	4	10	14	4	18	3	3	0	2	39	
34	Boogie Brozowski	g	4-15	1-3	2-2	0	2	2	3	11	3	0	0	1	33	
02	JaKayla Brown		1-9	0-3	0-0	2	2	4	3	2	0	1	0	2	27	
04	Shawn Mills		0-0	0-0	2-2	0	1	1	0	2	0	1	0	0	5	
05	Petja Krupenko		3-7	3-7	0-2	1	1	2	4	9	5	1	0	0	23	
10	Ana Hernandez Gil		1-7	1-7	0-0	0	0	0	1	3	0	0	0	0	7	
54	Sandra Karsten		0-3	0-2	2-2	0	2	2	1	2	1	0	0	0	13	
	Team					0	0	0				1				
Totals			22-70	7-28	12-20	15	25	40	25	63	13	9	0	6	200	

# GAME 13: HOFSTRA vs. WILLIAM & MARY

## Hofstra vs. Wright State

Nov. 23, 2018 - Nashville Municipal Auditorium

Game 5

### Wright State 93 • 2-3

##	Player	Total		3-Ptr		Rebounds			PF	TP	A	TO	Blk	Stl	Min
		FG-FGA	FG-FGA	FT-FTA	FT-FTA	Off	Def	Tot							
33	Tyler Frierson	c	2-6	0-0	0-0	5	3	8	1	4	0	1	1	0	15
03	Emily Vogelophl	g	2-8	0-2	0-0	3	4	7	2	4	2	0	0	3	24
12	Mackenzie Taylor	g	9-13	5-7	1-3	0	0	0	2	24	0	0	0	1	31
23	Symone Simmons	g	4-8	0-1	1-2	1	5	6	2	9	4	0	1	1	31
24	Michal Miller	g	8-17	2-4	2-2	0	4	4	2	20	3	3	0	1	19
05	Anisja Harris		1-5	0-3	0-0	0	1	1	0	2	0	1	0	1	14
11	Jalisse Beck		4-6	0-1	2-3	1	2	3	0	10	1	3	0	0	18
15	Angel Baker		4-7	0-0	0-0	0	1	1	4	8	3	1	0	1	23
22	Teneshia Dixon		1-2	0-0	0-0	1	4	5	4	2	0	1	1	0	6
45	Imani Partlow		5-6	0-1	0-0	4	4	8	3	10	0	1	0	0	19
	Team					1	1	2							
	Totals		40-78	7-19	6-10	16	29	45	20	93	13	11	3	8	200
1st - FG %:		10-22	45.5%	2nd: 10-21	47.6%	3rd: 9-20	45.0%	4th: 11-15	73.3%	Game: 40-78	51.3%	Deadball			
3FG %:		3-9	33.3%	3-5	60.0%	0-3	0.0%	1-2	50.0%	7-19	36.8%	Rebounds			
FT %:		1-1	100.0%	1-3	33.3%	2-4	50.0%	2-2	100.0%	6-10	60.0%	2,1			

### HOFSTRA 64 • 2-3

##	Player	Total		3-Ptr		Rebounds			PF	TP	A	TO	Blk	Stl	Min
		FG-FGA	FG-FGA	FT-FTA	FT-FTA	Off	Def	Tot							
53	Kalin, Marianne	f	3-5	0-0	2-2	0	2	2	3	8	3	1	0	0	29
01	Davis, E'Lexus	g	1-2	0-0	0-0	1	0	1	2	2	1	1	0	0	12
10	Hernandez Gil, Ana	g	3-9	2-7	4-4	0	3	3	3	12	0	0	0	0	32
24	Cuzic, Sica	g	10-20	1-6	3-6	2	7	9	1	24	2	6	1	2	36
34	Brozoski, Boogie	g	4-11	1-4	7-8	0	5	5	2	16	2	5	0	1	39
00	Reynolds, Caria		0-1	0-0	0-0	0	0	0	0	0	1	0	0	0	2
02	Brown, JaKayla		0-2	0-0	0-0	0	1	1	1	0	1	0	0	0	7
04	Mills, Shawn		0-0	0-0	0-0	0	0	0	0	0	0	1	0	0	2
05	Krupenko, Petja		0-0	0-0	0-0	0	0	0	1	0	0	0	0	0	8
21	Croskey, Mikiyah		0-0	0-0	0-0	0	3	3	0	0	1	2	0	0	9
23	Valcourt, Vanerlie		0-0	0-0	0-0	1	0	1	0	0	0	0	0	0	2
54	Karsten, Sandra		0-4	0-1	2-2	0	1	1	0	2	1	1	0	0	22
	Team					1	2	3							
	Totals		21-54	4-18	18-22	5	24	29	16	64	10	17	3	3	200
1st - FG %:		7-14	50.0%	2nd: 3-10	30.0%	3rd: 8-15	53.3%	4th: 3-15	20.0%	Game: 21-54	38.9%	Deadball			
3FG %:		3-5	60.0%	0-4	0.0%	1-5	20.0%	0-4	0.0%	4-18	22.2%	Rebounds			
FT %:		0-0	0.0%	7-8	87.5%	8-8	100.0%	3-6	50.0%	18-22	81.8%	2			

Officials: Marcus Smith, Neonta Williams, Trey Miles

Technical fouls: Wright State-None. HOFSTRA-None.

Attendance:

Score by periods	1st	2nd	3rd	4th	Total
Wright State	24	24	20	25	93
HOFSTRA	17	13	25	9	64

Last FG - WSUWBB19 4th-00:51, HOFSTRA 4th-00:39.

Largest lead - WSUWBB19 by 31 4th-00:51, HOFSTRA None.

WSUWBB19 led for 38:47. HOFSTRA led for 00:00. Game was tied for 00:49.

Score tied - 0 times.  
Lead changed - 0 times.

	In	Off	2nd	Fast	Bench
Points	Paint	T/O	Chance	Break	
WSUWB	48	24	16	9	32
HOFSTR	30	12	3	10	2

## Hofstra vs. Marist

Nov. 24, 2018 - Mashville Municipal Auditorium

Game 6

### HOFSTRA 57 • 2-4

##	Player	Total		3-Ptr		Rebounds			PF	TP	A	TO	Blk	Stl	Min
		FG-FGA	FG-FGA	FT-FTA	FT-FTA	Off	Def	Tot							
53	Kalin, Marianne	f	3-5	0-0	4-6	1	2	3	2	10	2	2	1	1	22
10	Hernandez Gil, Ana	g	6-15	4-11	0-0	0	2	2	2	16	1	0	0	1	30
24	Cuzic, Sica	g	2-8	1-3	0-0	0	3	3	6	2	5	0	0	0	30
34	Brozoski, Boogie	g	5-16	1-5	0-0	0	3	3	3	3	11	3	2	0	38
04	Karsten, Sandra	g	1-4	0-1	0-0	0	0	0	0	1	2	0	1	0	15
01	Davis, E'Lexus		2-3	0-1	0-0	0	1	1	0	4	1	1	0	2	17
02	Brown, JaKayla		1-1	0-0	1-2	0	1	1	2	3	1	3	0	0	17
05	Krupenko, Petja		0-0	0-0	0-0	0	0	0	0	1	0	0	0	0	7
11	Hines, Jaylen		2-2	0-0	2-2	3	2	5	2	6	1	3	0	0	24
	Team					3	2	5							
	Totals		22-54	6-21	7-10	10	16	26	15	57	11	12	1	5	200
1st - FG %:		5-15	33.3%	2nd: 5-12	41.7%	3rd: 6-15	40.0%	4th: 6-12	50.0%	Game: 22-54	40.7%	Deadball			
3FG %:		2-7	28.6%	2-5	40.0%	1-5	20.0%	1-4	25.0%	6-21	28.6%	Rebounds			
FT %:		1-2	50.0%	2-2	100.0%	0-0	0.0%	4-6	66.7%	7-10	70.0%	3			

### Marist 71 • 5-0

##	Player	Total		3-Ptr		Rebounds			PF	TP	A	TO	Blk	Stl	Min
		FG-FGA	FG-FGA	FT-FTA	FT-FTA	Off	Def	Tot							
03	Gilmer, Alana	f	2-11	0-3	2-4	2	4	6	1	6	0	1	0	0	25
21	Duffell, Willow	f	5-9	0-0	0-0	3	5	8	2	10	2	1	0	1	22
00	Vander Weide, Grace	g	4-5	1-1	0-0	1	1	2	1	9	2	2	0	1	19
10	Fitzpatrick, Maura	g	4-7	0-1	1-2	1	3	4	0	9	1	0	0	2	20
23	Hand, Rebekah	g	8-10	1-1	3-3	2	3	5	1	20	1	2	0	0	31
01	Oberdorf, Claire		2-3	2-3	0-0	1	1	2	1	6	2	1	0	0	20
02	Best, Allie		0-2	0-1	0-0	0	2	2	1	0	9	3	0	0	21
04	Clement, Allie		0-1	0-1	0-0	0	1	1	0	0	0	0	0	1	3
05	Henningsdottir, Lovi		2-6	1-5	0-0	0	0	0	2	5	0	0	1	0	19
24	Barcello, Sarah		2-2	2-2	0-0	0	0	0	0	6	0	1	0	0	13
33	Krick, Kendall		0-0	0-0	0-0	0	1	1	1	0	0	0	0	0	7
	Team					2	1	3							
	Totals		29-56	7-18	6-9	12	22	34	10	71	17	14	1	5	200
1st - FG %:		6-13	46.2%	2nd: 7-17	41.2%	3rd: 11-17	64.7%	4th: 5-9	55.6%	Game: 29-56	51.8%	Deadball			
3FG %:		1-4	25.0%	3-7	42.9%	2-5	40.0%	1-2	50.0%	7-18	38.9%	Rebounds			
FT %:		3-5	60.0%	2-2	100.0%	0-0	0.0%	1-2	50.0%	6-9	66.7%	2			

Officials: D'lynn Schertz, Marla Gearhart, Molly Caldwell

Technical fouls: HOFSTRA-None. Marist-None.

Attendance:

Score by periods	1st	2nd	3rd	4th	Total
HOFSTRA	13	14	13	17	57
Marist	16	19	24	12	71

Last FG - HOFSTRA 4th-00:44, MARIST 4th-03:05.

Largest lead - HOFSTRA by 2 2nd-08:17, MARIST by 20 4th-09:42.

HOFSTRA led for 02:30. MARIST led for 35:55. Game was tied for 01:35.

Score tied - 2 times.  
Lead changed - 4 times.

	In	Off	2nd	Fast	Bench
Points	Paint	T/O	Chance	Break	
HOFSTR	24	16	6	8	13
MARIST	40	12	16	6	17

## Hofstra vs. Stetson

Nov. 25, 2018 - Nashville Municipal Auditorium

Game 7

### Stetson 50 • 0-5

#	Player		Total		3-Ptr		Rebounds			PF	TP	A	TO	Blk	Stl	Min
			FG-FTA	FG-FGA	FT-FTA	Off	Def	Tot								
01	SAGERER, Sarah	f	9-19	2-4	1-3	3	12	15	3	21	3	7	6	0	37	
23	VINCENT, Megan	f	2-4	0-1	0-0	1	2	3	3	4	1	1	2	0	20	
02	BEACH, McKenna	g	5-10	0-2	1-1	1	2	3	0	11	2	2	0	1	35	
14	HENRY, Jon/Nita	g	1-2	0-0	0-0	0	3	3	5	2	1	2	0	0	24	
21	DAVIS, Mackenzie	g	1-4	0-1	0-0	0	0	0	3	2	1	3	0	3	35	
03	FIZOUATY, Bianca		1-4	1-3	1-2	0	1	1	2	4	0	1	0	1	9	
11	WALTERS, Addi		2-3	0-1	2-2	0	1	1	1	6	0	1	0	0	18	
35	LENTZ, Kendall		0-1	0-0	0-0	2	3	5	0	0	2	1	0	0	22	
Team						0	1	1				2				
			21-47	3-12	5-8	7	25	32	17	50	10	20	8	5	200	
1st - Totals: 7-13 53.8% 2nd: 4-15 26.7% 3rd: 4-10 40.0% 4th: 6-9 66.7% Game: 21-47 44.7% Deadball Rebounds 1																
3FG: 0-1 0.0% 1-6 16.7% 1-2 50.0% 1-3 33.3% 3-12 25.0%																
FT: 0-0 0.0% 1-4 0.0% 1-2 50.0% 1-4 80.0% 5-18 62.5%																

# GAME 13: HOFSTRA vs. WILLIAM & MARY

## Hofstra at Holy Cross Dec. 5, 2018 - Hart Center

## Game 9

### Hofstra 66 • 3-6

#	Player	Total		3-Ptr		Rebounds			PF	TP	A TO Blk Stl					Min
		FG-FGA	FT-FTA	FG-FGA	FT-FTA	Off	Def	Tot			A	TO	Blk	Stl		
01	Davis,E'Lexus	* 2-4	0-0	0-3	0 1 1	4	4	4	2	0	2	2	0	2	37	
10	Hernandez Gil,Ana	* 8-19	8-18	0-1	0 3 3	2	24	0	1	0	2	43				
24	Cuzic,Sica	* 5-14	1-4	0-0	3 2 5	3	11	4	1	0	4	43				
34	Brozowski,Boogie	* 9-23	2-8	2-3	1 6 7	3	22	2	9	0	3	35				
53	Kalin,Marianne	* 1-3	0-0	1-2	1 0 1	4	3	1	0	0	0	17				
02	Brown,JaKayla	0-0	0-0	0-0	0 0 0	0	0	0	0	0	0	5				
11	Hines,Jaylen	0-2	0-0	0-0	0 2 2	3	0	1	0	0	1	16				
21	Croskey,Mikiyah	1-2	0-0	0-2	2 2 4	2	2	0	1	2	0	22				
54	Karsten,Sandra	0-0	0-0	0-0	0 0 0	0	0	1	0	0	0	7				
Team					3 6 9											
Totals		26-67	11-30	3-11	10 22 32	21	66	13	14	2	12	225				
1st - FG %:		7-17	41.2%	2nd: 6-13	46.2%	3rd: 6-13	46.2%	4th: 6-16	37.5%	Game: 26-67	38.8%	Deadball				
3FG %:		3-7	42.9%	2-6	33.3%	2-7	28.6%	4-7	57.1%	11-30	36.7%	Rebounds				
FT %:		0-1	0.0%	0-0	0.0%	1-3	33.3%	0-3	0.0%	3-11	27.3%	2				

### Holy Cross 72 • 6-2

#	Player	Total		3-Ptr		Rebounds			PF	TP	A TO Blk Stl					Min
		FG-FGA	FT-FTA	FG-FGA	FT-FTA	Off	Def	Tot			A	TO	Blk	Stl		
03	LaBarbera,Avery	* 4-11	2-5	3-4	5 8 13	1	13	2	5	0	3	35				
10	Swords,Megan	* 8-15	0-0	3-4	4 7 11	2	19	2	2	1	3	38				
12	Smith,Madalyn	* 2-11	0-6	3-3	0 2 2	2	7	5	5	0	2	38				
14	Pedi,Kathryn	* 1-3	1-2	2-2	0 2 2	0	5	2	1	0	0	29				
25	Manis,Lauren	* 12-25	0-4	2-2	4 14 18	2	26	1	0	2	1	39				
02	Ezemma,Oluochi	1-3	0-0	0-1	1 3 4	0	2	0	2	0	1	9				
22	Morris,Nicole	0-0	0-0	0-0	2 1 3	4	0	2	2	0	0	36				
23	Locke,Maggie	0-0	0-0	0-0	0 0 0	0	0	0	0	0	0	1				
Team					3 0 3											
Totals		28-68	3-17	13-16	19 37 56	11	72	14	19	3	10	225				
1st - FG %:		9-18	50.0%	2nd: 4-15	26.7%	3rd: 8-18	44.4%	4th: 4-11	36.4%	Game: 28-68	41.2%	Deadball				
3FG %:		2-6	33.3%	0-3	0.0%	1-5	20.0%	0-2	0.0%	3-17	17.6%	Rebounds				
FT %:		4-4	100.0%	2-3	66.7%	2-3	66.7%	1-2	50.0%	13-16	81.3%	2				

Officials: Michael Henderson, Roger Saraiva, Joshua Hersz  
Technical fouls: Hofstra-None. Holy Cross-None.  
Attendance: 693

Score by periods		1st	2nd	3rd	4th	OT	Total	Points HOFSTR HC	In Paint 22 40	Off T/O 18 15	2nd Chance 13 13	Fast Break 4 8	Bench 2 2
		Hofstra	17	14	15	16	4	66					
		Holy Cross	24	10	19	9	10	72					

Last FG - HOFSTRA OT-04:39, HC OT-01:50.  
Largest lead - HOFSTRA by 3 OT-03:52, HC by 10 4th-05:12.  
HOFSTRA led for 02:21. HC led for 41:38. Game was tied for 00:10.

Score tied - 1 time.  
Lead changed - 2 times.

## Hofstra at Siena Dec. 21, 2018 - Alumni Recreation Center

## Game 11

### Hofstra 57 • 5-6

#	Player	Total		3-Ptr		Rebounds			PF	TP	A TO Blk Stl					Min
		FG-FGA	FT-FTA	FG-FGA	FT-FTA	Off	Def	Tot			A	TO	Blk	Stl		
53	Kalin,Marianne	f 2-6	0-0	1-2	2 3 5	3	5	2	3	0	0	14				
01	Davis,E'Lexus	f 1-1	0-0	1-2	0 1 1	5	3	0	3	0	0	24				
10	Hernandez Gil,Ana	g 3-8	2-5	3-4	0 5 5	2	11	6	2	2	2	40-				
24	Cuzic,Sica	g 2-9	0-1	2-3	2 6 8	2	6	0	2	0	2	35				
34	Brozowski,Boogie	g 8-14	2-5	2-4	0 3 3	0	20	3	6	0	0	40				
02	Brown,JaKayla	0-0	0-0	0-0	0 0 0	0	0	0	0	0	0	1				
05	Krupenko,Petja	1-1	1-1	1-2	0 0 0	2	4	1	2	0	1	14				
11	Hines,Jaylen	0-2	0-0	0-0	0 7 7	4	2	1	0	3	15					
21	Croskey,Mikiyah	4-4	0-0	0-4	0 2 2	2	8	1	0	1	1	15				
54	Karsten,Sandra	0-0	0-0	0-0	0 0 0	0	0	0	0	0	0	2				
Team					0 0 0											
Totals		21-45	5-12	10-21	4 27 31	20	57	15	19	3	9	200				
1st - FG %:		8-16	50.0%	2nd: 3-9	33.3%	3rd: 5-12	41.7%	4th: 5-8	62.5%	Game: 21-45	46.7%	Deadball				
3FG %:		1-3	33.3%	1-4	25.0%	0-2	0.0%	3-3	100.0%	5-12	41.7%	Rebounds				
FT %:		0-0	0.0%	2-6	33.3%	2-5	40.0%	6-10	60.0%	10-21	47.6%	8,1				

### Siena 50 • 4-7

#	Player	Total		3-Ptr		Rebounds			PF	TP	A TO Blk Stl					Min
		FG-FGA	FT-FTA	FG-FGA	FT-FTA	Off	Def	Tot			A	TO	Blk	Stl		
22	GEROSTERGIOU,Marile	f 2-5	0-0	0-0	2 1 3	0	4	1	1	0	0	24				
32	SIMS, Maddie	f 4-6	0-1	2-6	4 6 10	2	10	2	4	1	2	38				
10	GIBSON, Joella	g 2-10	1-4	1-2	3 4 7	2	6	1	5	0	1	31				
22	RAWLS, Deja	g 3-9	0-2	3-6	0 1 1	2	9	1	0	0	2	28				
42	PIPER, Sabrina	g 2-6	1-5	2-2	0 6 6	5	7	2	4	4	0	19				
01	JONES, Aaliyah	3-15	1-5	1-1	3 2 5	4	8	0	2	0	0	24				
02	ANTHONY, Amari	0-2	0-2	2-2	0 2 2	0	2	1	0	0	0	14				
13	STRAWN, Hanna	1-2	1-2	0-0	0 0 0	2	3	1	1	0	0	13				
20	PETERSON, Margo	0-2	0-1	1-2	2 0 2	1	1	0	0	0	0	5				
21	WATTS, Tobulayefa	0-0	0-0	0-0	0 0 0	0	0	0	0	1	0	4				
Team					1 1 2											
Totals		17-57	4-22	12-21	15 23 38	18	50	9	17	6	5	200				
1st - FG %:		2-14	14.3%	2nd: 3-12	25.0%	3rd: 5-13	38.5%	4th: 7-18	38.9%	Game: 17-57	29.8%	Deadball				
3FG %:		2-7	28.6%	0-5	0.0%	0-4	0.0%	2-6	33.3%	4-22	18.2%	Rebounds				
FT %:		0-2	0.0%	5-10	50.0%	3-4	75.0%	4-5	80.0%	12-21	57.1%	6				

Officials: Warren Harding Jr., Kevin Farlow, Ashlee Goode  
Technical fouls: Hofstra-None. Siena-None.  
Attendance: 456

Score by periods		1st	2nd	3rd	4th	Total	Points HOFSTR SIEW	In Paint 18 18	Off T/O 12 15	2nd Chance 7 3	Fast Break 4 0	Bench 12 14
		Hofstra	17	9	12	19	57					
		Siena	6	11	13	20	50					

Last FG - HOFSTRA 4th-01:26, SIEW 4th-01:57.  
Largest lead - HOFSTRA by 16 2nd-08:13, SIEW None.  
HOFSTRA led for 39:30. SIEW led for 00:00. Game was tied for 00:19.

Score tied - 0 times.  
Lead changed - 0 times.

## Hofstra at UMBC Dec. 9, 2018 - UMBC Event Center

## Game 10

### Hofstra 45 • 4-6


#	Player	Total		3-Ptr		Rebounds			PF	TP	A TO Blk Stl					Min
		FG-FGA	FT-FTA	FG-FGA	FT-FTA	Off	Def	Tot			A	TO	Blk	Stl		
08	Kalin,Marianne	f	3-11	0-0	2-3	7	6	13	1	8	2	2	0	0	30	
01	Davis,E'Lexus	g	1-5	0-2	3-8	0	2	2	1	5	2	3	0	2	25	
10	Hernandez Gil,Ana	g	0-5	0-4	0-0	0	2	2	2	0	0	2	0	1	10	
24	Cuzic,Sica	g	2-4	1-1	0-0	1	0	1	2	5	1	2	0	0	14	
04	Brozowski,Boogie	g	3-15	1-6	3-4	0	4	4	2	10	1	1	0	1	24	
02	Brown,JaKayla		0-0	0-0	0-0	0	1	1	0	0	0	1	0	0	5	
04	Mills,Shawn		0-0	0-0	0-0	0	0	0	0	0	0	0	0	0	1	
05	Krupenko,Petja		2-3	1-2	0-0	0	0	0	0	5	0	0	0	1	8	
11	Hines,Jaylen		1-4	0-0	2-4	3	5	8	1	4	2	0	2	1	33	
21	Croskey,Mikiyah		0-0	0-0	0-0	0	1	1	2	0	0	0	0	0	5	
28	Valcourt,Vanerie		4-9	0-0	0-3	1	1	2	3	8	2	3	0	3	27	
54	Karsten,Sandra		0-1	0-0	0-0	0	1	1	1	0	1	1	0	0	18	
Team			16-57	3-15	10-22	17	27	44	16	45	11	16-57	26.1%	29	200	
Totals			16-57	3-15	10-22	17	27	44	16	45	11	16-57	26.1%	29	200	
1st: PG: 1-4		43.75%	2nd: S-1: 1-4		45.5%	3rd: 2-35		13.3%	4th: S-14		35.7%	Game: 10-57		26.1%	Dread(n)l	
3PG: 1-4		25.0%	3PG: 1-4		30.0%	0-4		0.0%	S-14		20.0%	10-57		20.0%	Rebounds	
FT %: 1-4		25.0%	FT %: 1-3		33.3%	0-5		28.0%	7-10		70.0%	9-22		45.5%	6.1	



**GAME 13: HOFSTRA vs. WILLIAM & MARY**

**Hofstra vs. William & Mary**  
*Jan. 4, 2019 - David S. Mack Complex*

**Game 13**




**Hofstra vs. Elon**  
*Jan. 6, 2019 - David S. Mack Complex*

**Game 14**



**Hofstra at James Madison**  
*Jan. 11, 2019 - Convocation Center*

**Game 15**



**Hofstra at Towson**  
*Jan. 13, 2019 - SECU Arena*

**Game 16**



# GAME 13: HOFSTRA vs. WILLIAM & MARY

## 2017-18 STATISTICS



### 2018-19 Hofstra Women's Basketball Hofstra Combined Team Statistics (as of Jan 02, 2019) All games



RECORD:	OVERALL	HOME	AWAY	NEUTRAL
ALL GAMES	6-6	2-2	3-2	1-2
CONFERENCE	0-0	0-0	0-0	0-0
NON-CONFERENCE	6-6	2-2	3-2	1-2

#	Player	gp-gs	min	avg	Total		3-Point		F-Throw		Rebounds											
					fg-fga	fg%	3fg-fga	3fg%	ft-fita	ft%	off	def	tot	avg	pf	dq	a	to	blk	stl	pts	avg
34	Brozoski,Boogie	12-12	416	34.7	61-173	.353	21-66	.318	35-41	.854	4	45	49	4.1	24	0	42	40	0	14	178	14.8
24	Cuzic,Sica	12-12	371	30.9	53-121	.438	9-35	.257	28-43	.651	26	66	92	7.7	30	1	19	33	1	17	143	11.9
10	Hernandez Gil,Ana	12-9	338	28.2	38-127	.299	30-99	.303	9-11	.818	6	25	31	2.6	16	0	22	17	3	10	115	9.6
53	Kalin,Marianne	12-12	286	23.8	40-86	.465	0-0	.000	12-25	.480	27	35	62	5.2	29	1	18	19	6	10	92	7.7
23	Valcourt,Vanerlie	5-0	53	10.6	11-24	.458	0-0	.000	3-7	.429	7	5	12	2.4	6	0	6	8	0	8	25	5.0
11	Hines,Jaylen	11-4	218	19.8	19-37	.514	0-1	.000	5-8	.625	17	35	52	4.7	30	0	13	7	3	7	43	3.9
01	Davis,E'Lexus	11-9	229	20.8	14-37	.378	1-8	.125	7-17	.412	6	17	23	2.1	27	2	22	23	0	11	36	3.3
02	Brown,JaKayla	12-1	147	12.3	13-34	.382	1-6	.167	7-14	.500	11	9	20	1.7	16	0	5	11	1	4	34	2.8
21	Croskey,Mikayah	9-0	86	9.6	10-21	.476	0-0	.000	2-8	.250	9	11	20	2.2	17	0	2	6	9	3	22	2.4
05	Krupenko,Petja	10-0	103	10.3	7-16	.438	6-13	.462	2-6	.333	1	4	5	0.5	12	0	9	8	0	2	22	2.2
54	Karsten,Sandra	12-1	164	13.7	7-25	.280	1-8	.125	6-8	.750	1	12	13	1.1	11	0	7	8	1	2	21	1.8
04	Mills,Shawn	5-0	14	2.8	1-1	1.000	0-0	.000	3-7	.429	0	2	2	0.4	0	0	0	2	0	0	5	1.0
00	Reynolds,Caria	1-0	2	2.0	0-1	.000	0-0	.000	0-0	.000	0	0	0	0.0	0	0	0	1	0	0	0	0.0
Team											15	17	32				4					
Total.....		12	2427		274-703	.390	69-236	.292	119-195	.610	130	283	413	34.4	218	4	165	187	24	88	736	61.3
Opponents.....		12	2427		287-684	.420	55-212	.259	125-186	.672	123	320	443	36.9	202	-	142	201	38	69	754	62.8

TEAM STATISTICS	HOFSTRA	OPP
SCORING	736	754
Points per game	61.3	62.8
Scoring margin	-1.5	-
FIELD GOALS-ATT	274-703	287-684
Field goal pct	.390	.420
3 POINT FG-ATT	69-236	55-212
3-point FG pct	.292	.259
3-pt FG made per game	5.8	4.6
FREE THROWS-ATT	119-195	125-186
Free throw pct	.610	.672
F-Throws made per game	9.9	10.4
REBOUNDS	413	443
Rebounds per game	34.4	36.9
Rebounding margin	-2.5	-
ASSISTS	165	142
Assists per game	13.8	11.8
TURNOVERS	187	201
Turnovers per game	15.6	16.8
Turnover margin	+1.2	-
Assist/turnover ratio	0.9	0.7
STEALS	88	69
Steals per game	7.3	5.8
BLOCKS	24	38
Blocks per game	2.0	3.2
ATTENDANCE	5772	4840
Home games-Avg/Game	4-1443	5-518
Neutral site-Avg/Game	-	3-750

Date	Opponent		Score	Att.
11/06/18	IONA	W	74-49	406
11/09/18	COLUMBIA	L	63-65	4645
11/13/18	at Stony Brook	L	49-77	397
11/17/18	at St. Bonaventure	W	67-59	705
11/23/18	vs Wright State	L	64-93	750
11/24/18	vs Marist	L	57-71	750
11/25/18	vs Stetson	W	53-50	750
11/29/18	SACRED HEART	L	64-70	356
12/05/18	at Holy Cross	Lot	66-72	693
12/09/18	at UMBC	W	45-42	339
12/21/18	at Siena	W	57-50	456
12/29/18	WILMINGTON (DE)	W	77-56	365

\* - Conference game

Score by Periods	1st	2nd	3rd	4th	OT	Totals
Hofstra	202	197	142	191	4	736
Opponents	187	180	182	195	10	754

## 2018-19 TV/RADIO CHART



**CARIA REYNOLDS**

**00** Freshman  
Forward  
Stone Mountain, Ga.

ppg. rpg



**E'LEXUS DAVIS**

**1** Junior  
Guard  
Hyattsville, Md.

ppg. rpg



**JaKAYLA BROWN**

**2** Freshman  
Guard  
LaPlata, Md.

ppg. rpg



**SHAWN MILLS**

**4** Freshman  
Guard/Forward  
Sterling, Va.

ppg. rpg



**PETJA KRUPENKO**

**5** Junior  
Guard  
Ljubljana, Slovenia

ppg. rpg



**ANA HERNANDEZ GIL**

**10** Junior  
Guard  
Canary Islands, Spain

ppg. rpg



**JAYLEN HINES**

**11** Sophomore  
Forward  
Clinton, Md.

ppg. rpg



**MIE HOFF**

**12** Sophomore  
Forward  
Bergen, Norway

ppg. rpg



**MIKIYAH CROSKEY**

**21** Junior  
Forward  
Bowie, Md.

ppg. rpg



**VANERLIE VALCOURT**

**23** Freshman  
Guard  
Queens, N.Y.

ppg. rpg



**SICA CUZIC**

**24** Senior  
Guard  
Galati, Romania

ppg. rpg



**BRI CRUTCHFIELD**

**33** Freshman  
Guard/Forward  
Frederick, Md.

ppg. rpg



**BOOGIE BROZOSKI**

**34** Senior  
Guard  
Cambria Heights, N.Y.

ppg. rpg



**MARIANNE KALIN**

**53** Junior  
Forward  
Lappeenranta, Finland

ppg. rpg



**SANDRA KARSTEN**

**54** Junior  
Guard  
Helsinki, Finland

ppg. rpg



**KRISTA KILBURN-STEVESEKEY**

**HC** 13th  
Season



**FAISSAL KHAN**

**AHC** Seventh  
Season



**MESSIAH REAMES**

**AC** First  
Season



**DARIUS FAULK**

**AC** Second  
Season



**SKYLAR COLLINS**

**DOBO** First  
Season